

# Washington State Commercial Vehicle Guide

2002 - 2003



Prepared by the  
Washington State Department of Transportation  
Washington State Patrol  
Washington State Department of Licensing  
Washington State Utilities and Transportation Commission

# Washington State Commercial Vehicle Guide

2002 - 2003



Prepared by the  
Washington State Department of Transportation  
Washington State Patrol  
Washington State Department of Licensing  
Washington State Utilities and Transportation Commission

To obtain additional copies, contact:  
Washington State Department of Transportation  
Motor Carrier Services  
921 Lakeridge Way SW  
P.O. Box 47367  
Olympia, WA 98504-7367

Phone: (360) 704-6340  
Fax: (360) 704-6350

This publication is also available at the Motor Carrier Services home page at:  
[www.wsdot.wa.gov/fossc/maint/motor/mcs/default2.htm](http://www.wsdot.wa.gov/fossc/maint/motor/mcs/default2.htm)

# Multi-Agency Listings



For information and procedures not specifically addressed in this booklet, please refer to the appropriate agency listed on this page.

## **Washington State Department of Transportation**

Motor Carrier Services  
921 Lakeridge Way S.W.  
P.O. Box 47367  
Olympia, WA 98504-7367

Phone: (360) 704-6340  
Fax: (360) 704-6350

Home page: <http://www.wsdot.wa.gov/fossc/maint/motor/mcs/default2.htm>

## **Washington State Department of Licensing**

1125 Washington Street S.E.  
P.O. Box 9020  
Olympia, WA 98507-9020

Phone: (360) 902-3770  
TDD: (360) 664-8885 x1125

*Prorate - IFTA*

(360) 664-1858

*Commercial Driver's License*

(360) 902-3859

Home page: <http://www.wa.gov/dol>

## **Washington State Patrol**

Commercial Vehicle Enforcement  
P.O. Box 42614  
Olympia, WA 98504-2614

Phone: (360) 753-0350  
Fax: (360) 586-8233

Home page: <http://www.wa.gov/wsp>

## **Commercial Vehicle Safety Alliance**

5430 Grosvenor Lane Suite 130  
Bethesda, MD 20814

Phone: (301) 564-1623

Fax: (301) 564-0588

E-mail: [cvsahq@aol.com](mailto:cvsahq@aol.com)

Home page: <http://www.cvsa.org>

## **Washington Utilities and Transportation Commission**

1300 S. Evergreen Park Drive S.W.  
P.O. Box 47250  
Olympia, WA 98504-7250

Phone: (360) 664-1222

Phone: (360) 664-1226 (Permits)  
1-800-606-9566

Fax: (360) 586-1150

E-mail: [transinfo@wutc.wa.gov](mailto:transinfo@wutc.wa.gov)

Home page: <http://www.wutc.wa.gov>

## **U.S. Department of Transportation Office of Motor Carrier Safety**

501 Evergreen Plaza  
711 Capitol Way S.  
Olympia, WA 98501-1293

Phone: (360) 753-9875

Toll Free Hotline: 1-888-DOT-SAFT  
(household goods)

Complaint Form: <http://www.fmcsa.dot.gov/factsfigs/formspubs.htm>

Home page: <http://www.fmcsa.dot.gov>



Washington State  
Department of Transportation

*Douglas B. MacDonald*  
Secretary

Department of Transportation



*Ronald W. Serpas*  
Chief

Washington State Patrol



*Fred Stephens*  
Director

Department of Licensing

## **A MESSAGE FROM THE STATE OF WASHINGTON**

The *Washington State Commercial Vehicle Guide 2002-2003* is intended for the professional commercial vehicle operator and others who are concerned about safe truck operations. It has been compiled by the Office of Motor Carrier Services within the Washington State Department of Transportation (WSDOT) in cooperation with the Commercial Vehicle Enforcement Division of the Washington State Patrol (WSP/CVD), Washington State Department of Licensing (WSDOL) Driver and Vehicle Services Divisions, the Washington Utilities and Transportation Commission, and the U.S. Department of Transportation, Federal Highway Administration, Office of Motor Carriers (FHWA), in an effort to provide a starting point for information for commercial vehicle operators driving within the State of Washington.

The *Washington State Commercial Vehicle Guide 2002-2003* is a tool. Carriers are responsible for knowing and complying with all state and federal regulations, whether or not they are discussed in the guide. *For enforcement officers, the information in the guide has been condensed and summarized and must not be cited in place of specific federal and state laws. Do not use this guide as the basis for legal interpretations.* It cannot, and does not, contain all of the rules and regulations that apply to operating a commercial vehicle safely within the State of Washington. The guide does contain sufficient information for you as a commercial vehicle operator, to confidently and safely operate your commercial vehicle within our state. For more detailed information on the pertinent agency or Code of Federal Regulations (CFR), Revised Code of Washington (RCW), Washington Administrative Code (WAC) or the appropriate hazardous materials regulations and guidelines must be consulted.

The 2002-2003 edition is the third edition of the *Washington State Commercial Vehicle Guide*. As such, we are looking forward to, and welcome your ideas and suggestions on how it can be improved. Please send your comments and ideas to:

WSDOT Motor Carrier Services  
921 Lakeridge Way S.W.  
P.O. Box 47367  
Olympia, WA 98504-7367

Phone: (360) 704-6340  
Fax: (360) 704-6350

**PLEASE DRIVE SAFELY AND ENJOY OUR BEAUTIFUL STATE**

# Table of Contents



Introduction .....	5
<b>Sections:</b>	
Section One: Commercial Vehicle Enforcement (Washington State Patrol) .....	7
Section Two: Prorate and Fuel Tax Services .....	15
Section Three: Commercial Driver’s License Standards, Requirements and Penalties .....	21
Section Four: Administration of Special Motor Vehicle Permit Program (SMVP) .....	29
Crossing Puget Sound via Washington State Ferries .....	51
Location of Offices and Agencies Issuing WSDOT Permits .....	53
Section Five: Alcohol Misuse and Substance Abuse Testing .....	55
Section Six: Terminal Survey Audit .....	59
Section Seven: Commercial Vehicle Safety Alliance (CVSA) .....	61
Section Eight: Motor Carriers Operating for Hire .....	63
<b>Appendices:</b>	
Appendix 1: Do I Need A Commercial Drivers License? .....	73
Appendix 2: Non-Metric Tire Conversion Chart .....	74
Appendix 3: Metric Tire Conversion Chart .....	75
Appendix 4: Weight Table .....	76-77
Appendix 5: Penalty Formula for Overweight Vehicles .....	78
Appendix 6: Table of Minimum Liability Insurance Requirements .....	79
Appendix 7: Washington State Department of Transportation – Motor Carrier Services Oversize/Overweight Vehicle Permit Application .....	80
Appendix 8: Department of Licensing – Individual’s Request for National Driver Register File Check .....	81
Appendix 9: Western United States and Canadian Jurisdictional Agencies .....	82
Index .....	83-86



# Introduction



It is the function of the Washington State Department of Transportation, Motor Carrier Services; Department of Licensing; the Washington Utilities and Transportation Commission; and the Washington State Patrol, Commercial Vehicle Enforcement Division to serve the public, form partnerships with industry, and focus resources on shared opportunities. The Washington State Patrol Commercial Vehicle Division strives to protect the integrity and safety of the state highways system to promote public compliance through enforcement, education, and the application of modern technology for size, weight, load and equipment laws mandated by State and Federal government.

The **Washington Utilities and Transportation Commission (WUTC)** regulates all privately owned electric, natural gas, and telephone companies. The Commission also regulates a limited number of solid waste collection companies, water companies, bus companies, household good movers and railroads. The Utilities and Transportation Commission prescribes rules and regulations for carriers subject to their regulations such as household goods carriers and common carrier brokers in the state of Washington.

The Revised Code of Washington (RCW) authorizes the **Washington State Department of Transportation (WSDOT)** to issue special permits to operate vehicles of a size or weight greater than the legal maximum on state highways. The **Motor Carrier Services (MCS)** Office of the WSDOT is responsible for issuing oversize/overweight permits. Permits are issued through approximately 50 locations statewide, including the MCS administrative office in Olympia and other authorized employees and agents of the WSDOT. Agents include those managed by the Washington State Patrol and the Department of Licensing (DOL), as well as private businesses, county auditors and licensing service firms.

The **Washington State Patrol (WSP)** and the Washington Utilities and Transportation Commission administer and enforce Washington Administrative Code regulations (WAC), federal safety rules (FMCFR) and state laws (RCW) relating to motor vehicle safety.

The **Department of Licensing** administers laws relating to the licensing and regulation of professions, businesses, gambling, and other activities in addition to administering laws relating to the licensing and regulation of vehicles and regulation of vehicles and vehicle operators, dealers, and manufacturers.

## Federal Regulations

Effective April 25, 1994, the Washington State Patrol adopted Parts 382-383, 390-393, and 395-397 for commercial motor vehicles. Copies of federal regulations are available for public inspection at the WUTC branch of the Washington State Library, located in the Olympia Headquarters offices of the Commission.

## Washington Utilities and Transportation Commission Regulations

For those carriers subject to Commission regulations, the WUTC publishes rule books containing complete carrier regulations (excluding Federal Regulations). The rule books are available, free of charge, by contacting WUTC at (360) 664-1222/1-888-606-9566.

Copies may be obtained from the WUTC upon request, subject to pertinent copying charges. Copies are also available from the Government Printing Office, Seattle, Washington, and numerous other private vendors.

## **Washington Utilities and Transportation Commission**

ATTN: Records Center South  
1300 Evergreen Park Drive S.W.  
P.O. Box 47250  
Olympia, WA 98504-5964

Phone: (360) 664-1222  
Fax: (360) 586-1181  
E-mail: [traninfo@wutc.wa.gov](mailto:traninfo@wutc.wa.gov)

The guide provides you with a summary of some of the federal and state rules and regulations governing truck operation in Washington. You may also want to contact any of the agencies listed below. Commercial vehicle operations within the state of Washington are based on the following regulations:

- CFR – Code of Federal Regulations (adopted by statute).
- RCW – Revised Code of Washington (state statutes).
- WAC – Washington Administrative Code (agency rules).

Specific booklets and brochures are also available. Some selected titles are:

- *Revised Code of Washington* (RCW) selected titles.
- *Washington State Commercial Driver's Guide* (DOL).
- *Your Guide to Achieving a Satisfactory Safety Record* (WUTC), IRP/PRORATE.

Informational brochures, in many cases, are available at many of the interstate highway weigh stations.

## **Other Transportation Agencies**

This manual is intended to cover situations and answer questions that arise most frequently. However, situations may occur where specific answers are needed. The following offices will usually be able to provide either answers or direction:

### **Department of Licensing**

Vehicle Services  
(360) 753-6956 (Prorate)  
(360) 753-6596 (IFTA)

### **Driver Services**

Commercial Driver's License (CDL)  
(360) 902-3960  
Commercial driver's license and medical cards.

### **Utilities and Transportation Commission**

Permits  
(360) 664-1222/1-888-606-9566  
Authority to carry freight for hire in Washington, certificates or necessity, and exempt commodities.

### **Washington State Patrol**

Commercial Vehicle Enforcement Division  
(360) 753-0350  
Equipment requirements, enforcement practices, road conditions, and weight enforcement.

### **Department of Transportation**

Permits (Motor Carrier Services)  
(360) 704-6340  
Interpretation of statutes or rules, restricted roads or bridges, permit practices, and construction projects.

### **U.S. Department of Transportation**

Office of Motor Carrier Safety  
(360) 753-9875





# Commercial Vehicle Enforcement

(Washington State Patrol)

## Speed Limits

The first speed limit for automobiles was set in 1909 at one mile per five minutes in “thickly settled areas and business districts,” and at one mile per two-and-a-half minutes (approximately 25 mph) in rural areas.

In November 1973, the maximum speed for automobiles on interstate highways was set at 50 mph. In February 1974, it was raised to 55 mph. In April 1987, it was raised to 65 mph in rural areas. In March 1996, the speed limit on most interstate highways was raised from 55 to 60 mph in populated areas and from 65 to 70 mph in rural areas.



The new speed limits increase maximum legal speeds on most of the state’s interstates by five miles per hour. Interstates affected include I-5 from Vancouver to Blaine, I-405 from Tukwila to near Lynnwood, I-90 from Seattle to the Idaho border, and I-82 from Ellensburg to the Oregon border, I-205 in Clark County and I-182 in the Tri-Cities area (Kennewick, Richland and Pasco). Speeds on interstates through the state’s more densely populated areas are limited to 60 mph. Legal limits of 70 mph are posted on interstates in the more rural areas of the state, including much of Eastern Washington.

Washington State law establishes a 60 mph basic speed for state highways. Both decreases and increases to that basic speed are authorized by law, but both must be based on engineering and traffic investigations by WSDOT. *State law also mandates a maximum speed limit of 70 mph, with the exception of vehicles over 10,000 pounds gross weight (large trucks) and vehicles in combination (trucks with trailers, for example). Their maximum speed is 60 mph.*

## Slow Vehicle Rule

If you are driving a slow-moving vehicle on a two-lane highway, the slow vehicle rule applies. If you have five or more vehicles behind you, you must make way at the first available and safe turnout to allow following vehicles to safely pass you. When traveling in convoy with other trucks on two lane roads, you must leave sufficient room between your vehicles to allow other traffic to safely pull back into your lane of traffic.

## Crossview Mirrors and Backup Alert

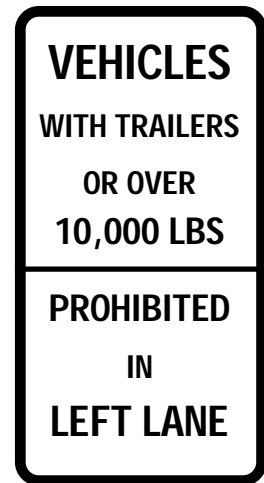
(RCW 46.37.400)

Every truck registered or based in Washington State that is equipped with a cube-style walk-in cargo box, up to 18 feet long, used in the commercial delivery of goods and services, must be equipped with a rear crossview mirror or backup device to alert the driver that a person or object is behind the truck.

## Left Lane Restrictions

Any vehicle towing a trailer, or other vehicle or combination over 10,000 pounds, may not be driven in the left-hand lane of limited-access roadways that have three or more lanes in one direction, excluding HOV (high occupancy vehicle) lanes. This includes commercial trucks, recreational vehicles, vehicles towing boats - any car or truck towing a trailer. Trucks over 10,000 pounds GVW are prohibited from HOV lanes, even with the minimum number of occupants specified on signs.

This law affects any limited-access roadway that has three or more general purpose lanes in one direction. The law primarily affects I-5, portions of I-90 and I-405 in King and Snohomish counties, and portions of I-90 in Spokane. It does not apply to HOV lanes, or to drivers of affected vehicles who are preparing to turn left at an intersection, or exit onto a private road or driveway. The Washington State Department of Transportation (WSDOT) will have signs posted in those areas where the law is in affect. Failure to obey the law in areas where signs are posted will result in a citation by the Washington State Patrol (WSP).



## Load Securement Information

Preventing escape of load — All loads and any required covering must be secured. All vehicles loaded with dirt, sand, or gravel which do not maintain at least six (6) inches of freeboard must have a secured cover.

Any vehicle with deposits of mud, rock, or other debris on the vehicle's body, fenders, frame, undercarriage, wheels, or tires shall be cleaned of such material before the operation of the vehicle on a paved public highway. A broom and shovel should be carried in the truck to accomplish this cleaning.

If the load is a type of material that will be blown from the vehicle while the vehicle is in motion, then that type of load shall be covered to prevent this from occurring.

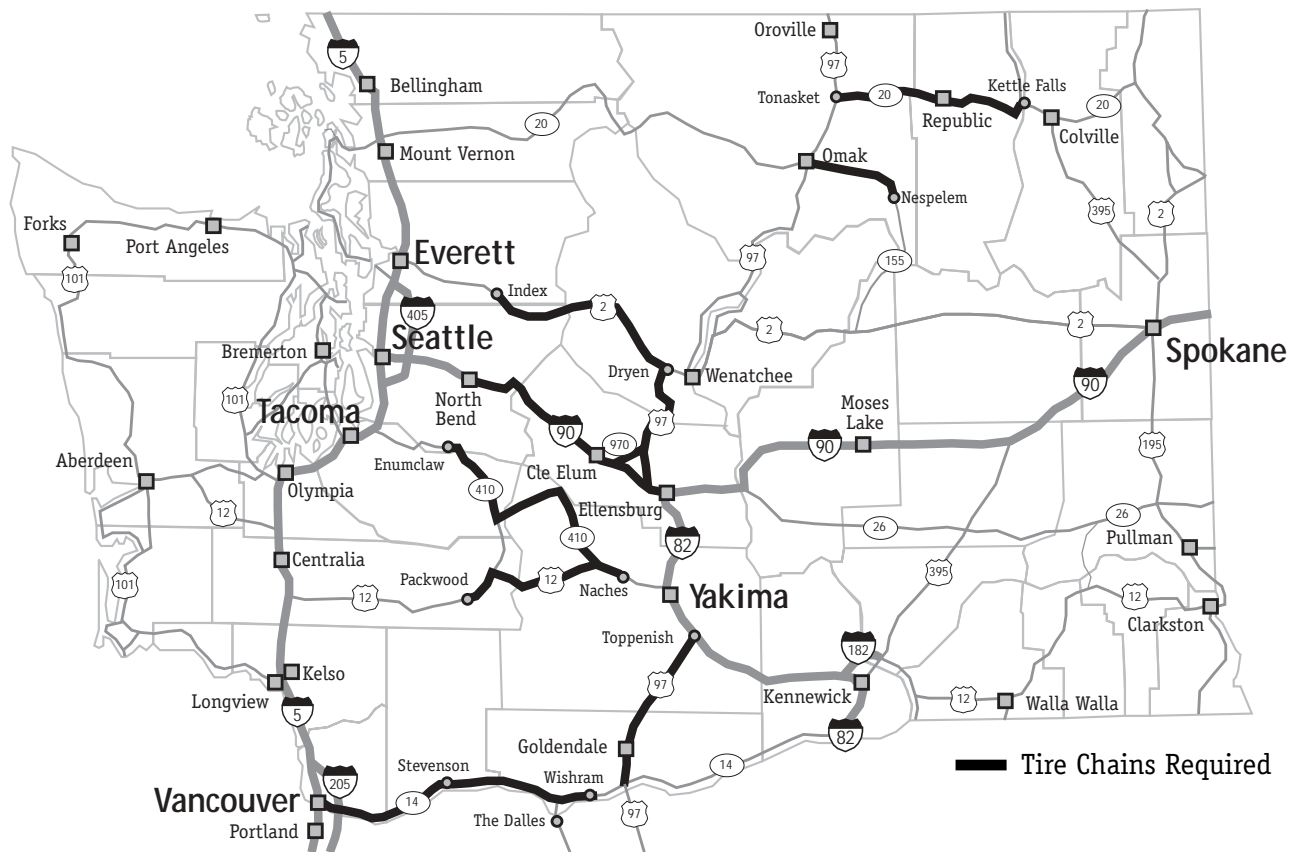
The six (6) inches of freeboard shall be maintained, if the load is not covered, after the load has had an opportunity to settle. See RCW 46.61.655.

## Tire Chain Requirements

(WAC's 204-24-050 and 468-38-390)

From November 1 to April 1 of each year on the following routes, all vehicles and combinations of vehicles over 10,000 pounds shall carry sufficient tire chains to meet the requirements of this chapter.

- **Snoqualmie Pass** — I-90, North Bend (MP 32) and Ellensburg (MP 101).  
*The chain-up area in the westbound lanes of I-90 near Easton consists of two chain-up areas which are separated by the Easton Interchange, exit 71. As you travel westbound, you will encounter the first chain-up area, which is 3/4 of a mile in length. Immediately west of the Easton Interchange, the second chain-up area begins. It is just over 1/2 mile long.*
- **Stevens Pass** — SR 2, Index (MP 36) to Dryden (MP 108).
- **White Pass** — SR 12, Packwood (MP 135) to Naches (MP 187).
- **Gibbons Creek to Maryhill** — SR 14, Gibbons Creek (MP 18) to Maryhill (MP 102).
- **Sherman Pass** — SR 20, Tonasket (MP 262) to Kettle Falls (MP 342).
- **Satus Pass** — SR 97, Maryhill (MP 4) to Toppenish (MP 59).



- **Blewett Pass** — SR 97, MP 145 to MP 185.
- **Nespelem to Omak** — SR 155, Nespelem (MP 45) to Omak (MP 79).
- **Chinook Pass** — SR 410, Enumclaw (MP 25) to SR 12 (MP 342).
- **Mt. Baker Highway** — SR 542, MP 22.91 to MP 57.26.
- **Cle Elum to Tenaway** — SR 970, Cle Elum (MP 0) to Teanaway (MP 10).

Vehicles making local deliveries as indicated on bills of lading and not crossing the mountain pass are exempt from this requirement if operating outside of a chain required area.

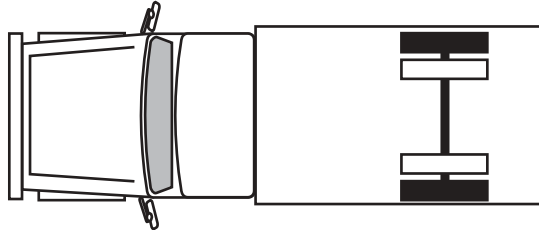
All vehicles over 10,000 pounds gross vehicle weight shall carry a minimum of two (2) extra chains for use in the event that road conditions require the use of more chains or in the event that chains in use are broken or otherwise made useless. Approved chains for vehicles over 10,000 pounds gross vehicle weight shall have at least two side chains to which are attached sufficient cross chains of hardened metal so that at least one cross chain is in contact with the road surface at all times. Plastic chains shall not be allowed. The State Patrol may approve other devices as chains if the devices are equivalent to regular chains in their performance (cable chains allowable).

Please use caution during the winter months while you are applying or removing chains from your vehicle. It is unlawful for you to apply or remove chains in the traveled portion of the roadway. Most passes have sufficient room for you to pull off the traveled portion of the road and chain up safely.

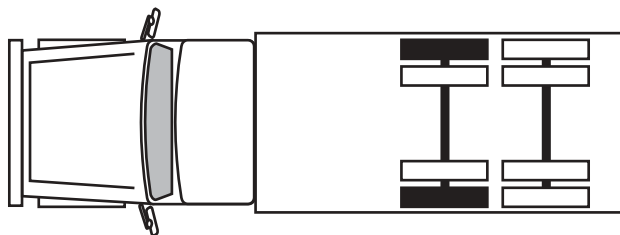
The Washington State Department of Transportation or Washington State Patrol may prohibit any vehicle from entering a chain/approved traction device control area when it is determined that the vehicle will experience difficulty in safely traveling the area.

# Minimum Chain Requirements for Vehicles and Combinations Over 10,000 pounds GVWR

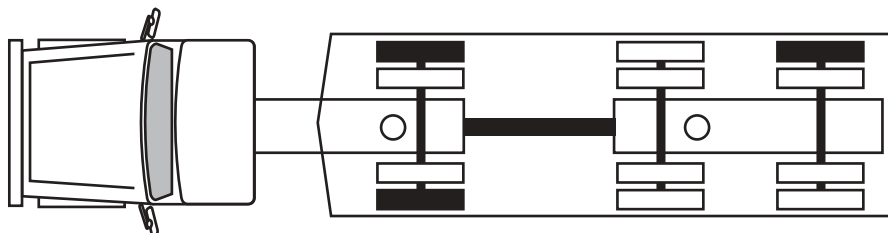
## Two to Four Axles



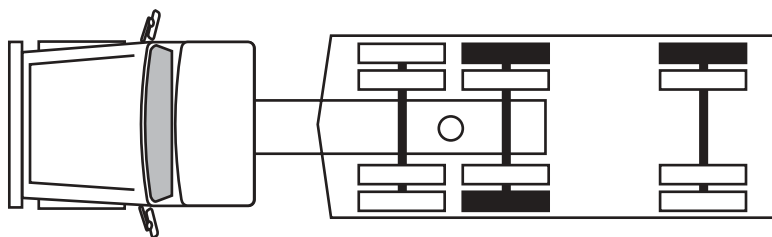
*One tire on each side of the drive axle.*



*Either drive axle, one tire on each side, same axle.*



*One tire on each side of the drive axle and one tire on either side of the trailer. This includes auto transporters with single drive axles.*



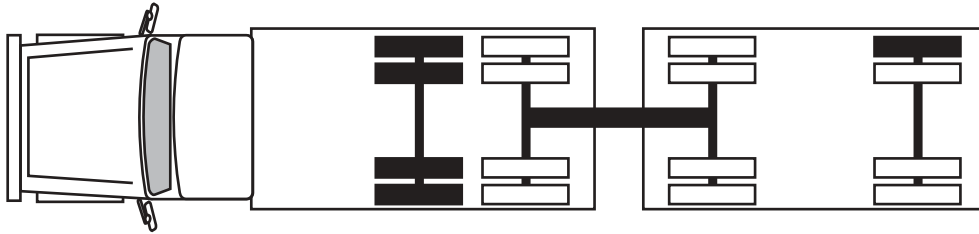
*Either drive axle, one tire on each side of the same axle and one tire on either side of the trailer.*

# Winter Road Information

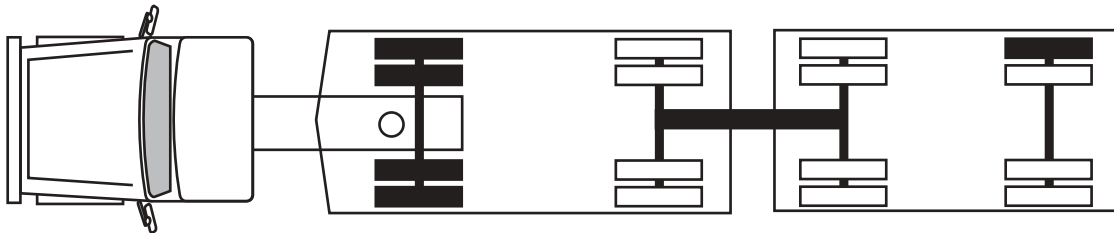
Department of Transportation [www.wsdot.wa.gov](http://www.wsdot.wa.gov) or 1-800-695-7623  
For traffic cameras and pass report information

Washington State Patrol [www.wa.gov/wsp](http://www.wa.gov/wsp)

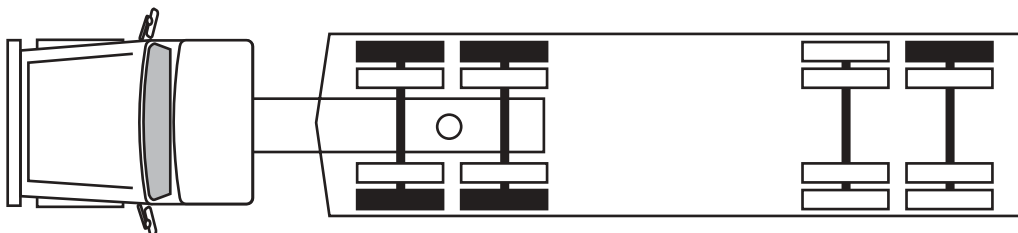
## Five Axles



*All tires on one drive axle and one tire on either side of last trailer axle.*



*All tires on the drive axle and one tire on either side of the last axle of the last trailer.*

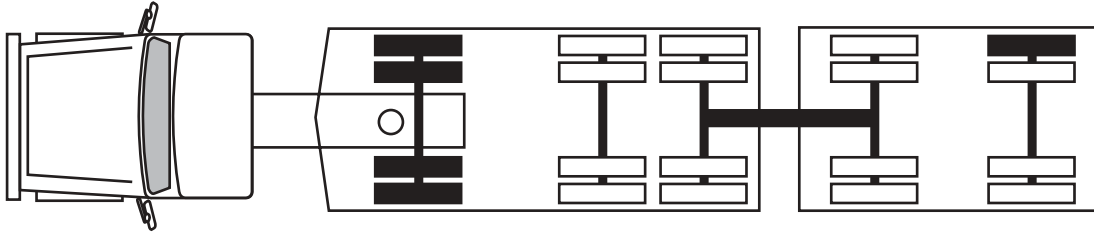


*All tires on one drive axle or one tire on each side of both drive axles.  
One tire on either side of either trailer axle. This includes Automobile Transporters.*

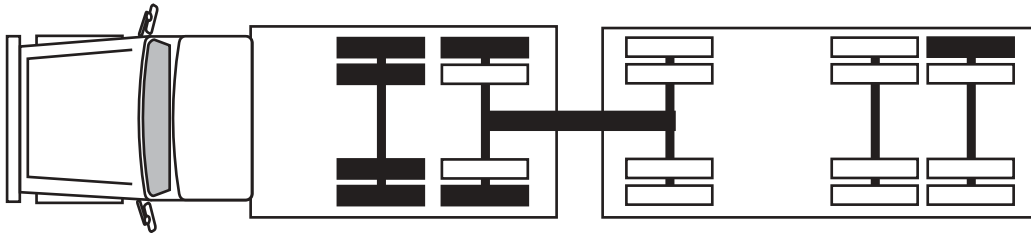
Movement by permit on mountain passes is prohibited where any of the following signs are displayed:

- TRACTION ADVISORY/OVERSIZE VEHICLES PROHIBITED.
- CHAINS REQUIRED ON ALL VEHICLES EXCEPT ALL-WHEEL DRIVE.
- VEHICLES OVER 10,000 GVWR, CHAINS REQUIRED.

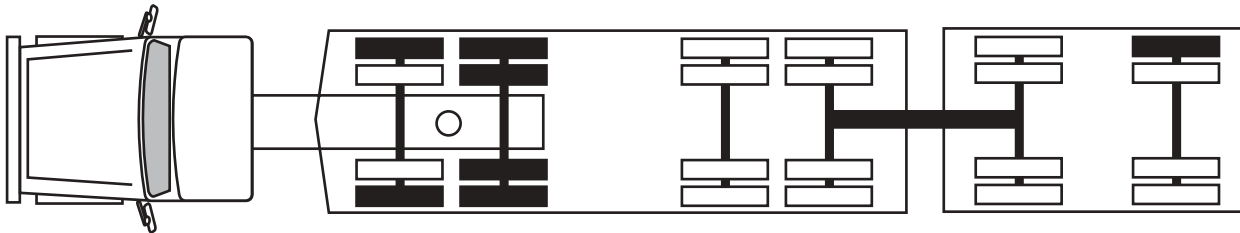
# Six or More Axles



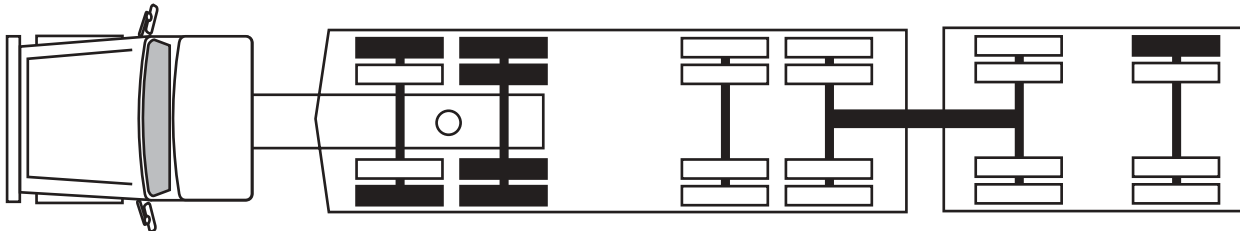
*All tires on the drive axle and one tire on either side of the last axle of the last trailer.*



*All tires on one drive axle, one tire on each side of second drive axle, and one tire on either side of the last two axles.*




*All tires on one drive axle, one tire on each side of second drive axle, and one tire on either side of the last axle of the last trailer.*



*Only on six or more axle combinations when posted "CHAINS REQUIRED" one additional tire on each side of the drive axle shall be chained.*

Exempt from this restriction against movement is the following class of motor vehicles:

- A single trailer not exceeding 56 feet, including load.
- Double trailers not exceeding 68 feet, including load.
- 61 foot non-divisible loads (which includes trailer).
- Vehicles with a front overhang not exceeding four feet beyond the three foot legal limit.



## Accident Reporting

If you are involved in an accident, stop immediately. You are legally required to remain at the scene of the accident, give aid to the injured if aid is needed or requested, and provide information to law officers as required. You are no longer legally required to file a Civilian Collision Report unless the investigating officer advises you otherwise at the scene of the accident. You do, however, have the option of filing a Civilian Collision Report. If you elect to file the report, you now have four days to file the report with the local city, county, or state police authority.

## Vehicle Size and Weight, Credentials and Safety

The Commercial Vehicle Enforcement Section of the Washington State Patrol (WSP) has the responsibility to enforce state law relative to the operation of commercial vehicles, including: size, weight, licensing, hazardous materials, equipment inspection, and the inspection of equipment at accident scenes involving commercial vehicles.

The WSP has vehicle size and weight enforcement jurisdiction over all highways in the state, including those in urban areas. The WSP operates five ports of entry with fixed scales, 52 additional fixed sites, two semi-portable scales and 41 sets of portable scales. In addition, the Ridgefield Port of Entry is equipped with high speed mainline weigh-in-motion, used for sorting and bypassing vehicles at legal size and weight. Vehicles qualifying for bypass may still be randomly, or selectively, brought into the scale for safety inspection. All weighing operations will frequently include both safety inspections and credential checks.

# Transportation of Farm Implements and Agricultural Hazardous Materials

## Hazardous Materials Transportation

The Hazardous Materials Regulations (HMR) set forth requirements that you must follow if you ship or transport a hazardous materials, interstate or intrastate, in the course of your business.

Many fertilizers, pesticides, soil amendments, and fuels in farming are hazardous materials. If you transport a hazardous material on a public road in the course of your business, the HMR apply to you.

## Agricultural Products

Agricultural products are defined as hazardous materials used to support farming operations, such as fertilizer, pesticide, soil amendment or fuel, but limited to:

- Flammable and non-flammable gases (Class 2).
- Flammable or combustible liquids (Class 3).
- Corrosive materials (Class 8).
- Miscellaneous hazardous materials (Class 9).
- Oxidizers (Division 5.1).
- Poisons (Division 6.1).
- Consumer commodities (ORM-D).

## Transporting Agricultural Hazardous Material Products Between Fields of Your Own Farm

If you are a farmer transporting agricultural products other than gases (Class 2) between fields of the same farm using local roads, you need not comply with any of the requirements in the HMR. The agricultural products must be for your own farm.

## Transporting Agricultural Hazardous Material Products to or From Your Farm

If you are a farmer transporting agricultural products to or from a farm, within 150 miles of the farm, you must comply with hazard communications (such as shipping papers and placarding) and incident reporting requirements of the HMR. However, you need not comply with the emergency response and training requirements in the HMR.

You may use this exception only if:

- You are transporting no more than 502 gallons of a liquid or gas agricultural product or 5,070 pounds of a solid agricultural product.
- You are transporting no more than 16,094 pounds of ammonium nitrate fertilizer in a bulk container and the ammonium nitrate is an oxidizer, Packing Group III.
- You are a farmer who is an intrastate private motor carrier.

Other exceptions applying to farmers may be found in: 173.315(m) nurse tanks, 173.8 liquid petroleum products and 173.6 Materials of Trade.

*Note: The retailer is responsible for providing shipping papers and placards when these are required.*





# Prorate and Fuel Tax Services

(Department of Licensing)

## General Information

State of Washington  
Department of Licensing  
Prorate and Fuel Tax Services  
Phone: (360) 664-1858  
Fax: (260) 570-7829 or 586-5905

## Olympia Headquarters

Office Hours: 8:00 a.m. to 5:00 p.m. Monday through Friday  
Mailing Address: P.O. Box 9036  
Olympia, WA 98507-9036  
Physical Address: 2424 Bristol Court SW  
Olympia, WA 98502

## Days Closed

January 1 (New Year's Day)  
3rd Monday in January (M. L. King, Jr's Birthday)  
3rd Monday in February (President's Day)  
Last Monday in May (Memorial Day)  
July 4 (Independence Day)  
1st Monday in September (Labor Day)  
November 11 (Veteran's Day)  
4th Thursday in November (Thanksgiving Day)  
The Day after Thanksgiving Day  
December 25 (Christmas Day)

## Field Office Locations

Office Hours: 8:30 a.m. to 4:30 p.m. Monday through Friday  
(Vancouver office open sat 9:30 a.m. on Thursdays)

### Olympia Counter

Highways-Licenses Building  
1125 Washington Street  
Olympia, WA 98504  
(360) 902-3931

### Spokane Counter

6517 N Lidgerwood St  
Spokane, WA 99208-5390  
(509) 482-3611

### Vancouver Counter

1301 NE 136th Ave  
Vancouver, WA 98663  
(360) 260-6396

Services provided at counter areas: Vehicle additions, deletions, gross weight increases/decreases, added jurisdiction transactions, and limited renewal processing. **You may also apply for an IFTA license at these locations.** Title work processing and permanent trailer plate purchases for those trailers traveling into California may be obtained at the Spokane and Olympia Prorate/Fuel Tax counters. In Vancouver, these transactions are processed by the subagent located on the premises.

# International Fuel Tax Agreement

If you operate a Washington licensed commercial motor vehicle weighing 26,001 pounds or more; it has three or more axles, regardless of weight, and you travel in two or more states, you are eligible to use the International Fuel Tax Agreement (IFTA) program.

This agreement allows you to file only one tax return with us and we will distribute the monies owed to the other IFTA member states that you operate in. This applies to all fuel taxes, including diesel, gasoline, propane and gasohol. The IFTA license is good for one calendar year and expires on the 31st of December. There is no bond or first time application fee required for this license. If you have paid your required taxes through the 3rd quarter of the fuel tax year, a new IFTA card will be sent to you, good for the following year.

Advantages of the IFTA include:

- A single fuel tax license and decal that lets your vehicles travel in all other IFTA states and Canadian provinces.
- A single fuel tax report giving you detailed information about your dealings in other IFTA states.
- The likelihood of fewer reviews by your base state IFTA representatives.

License your vehicles through Washington IFTA if:

- Your vehicle is registered in Washington State and you operate your vehicle outside of the state some of the time.
- Your vehicle GVW is 26,001 or more.
- Your vehicle has three or more axles regardless of weight rating.
- Your vehicle operates in two or more IFTA states.
- You keep your vehicle records and operational control of your vehicle here in Washington or you can make your records available for review.

## Application/Licensing

To get an IFTA application, call the Fuel Tax Section in Olympia at (360) 664-1868. To receive your IFTA license and decals, complete an application form and send it to:

Department of Licensing  
Fuel Tax Section  
P.O. Box 9228  
Olympia, WA 98507-9228

The application requests general information about you and your operation outside Washington. All entries will be examined for correctness. If more information is required, the applicant is contacted. If the application is correct, you will be issued your IFTA license and enough decals for your vehicles.

## Record Requirements

- You must keep records to be able to certify the correctness of the information on your quarterly tax report.
- Keep your records for at least four years from the time you filed them, or the tax due date, whichever is later. Keep the records available for possible audit by any IFTA jurisdiction.
- You can use on-board electric recording devices in place of, or in addition to, hand written records of your trips. If you use electronic devices, they must meet the standards outlined in the IFTA Procedures Manual.

## Reporting Requirements

You must file a report every calendar quarter with your base state. You have to pay your quarterly fuel tax for all states or Canadian provinces with one check made out to your base state IFTA and included with your return. The report is to be for the previous quarter. You are required to file even if you did not operate during the quarter you are filing for.

## Credit and Refunds

You will receive credit or a refund for any fuel used outside of the state where the fuel was purchased. This credit is applied to fuel tax liabilities incurred in other IFTA jurisdictions. Remaining credits will be used against any payments you may owe in future reporting quarters until your credit is used up, or eight quarters have gone by, whichever is sooner. You can request a cash refund of any credits from your base state.

## License Revocations

A fuel license will be revoked by Fuel Tax Services when a tax return or fuel taxes owed are not submitted in a timely manner. If you hold more than one fuel license in Washington, all licenses are revoked when one license is revoked. A Notice of Intent to Revoke is sent shortly after the due date of the required tax return which advises the licensee that they have twenty (20) days to submit the information. To reinstate a revoked fuel license, all tax returns up to and including the revocation date must be submitted with a new application, payment for unpaid taxes, and a \$100 penalty. Under the International Fuel Tax Agreement (IFTA), revocation of an IFTA license revokes fuel use authority in all member states.

## International Registration Plan

The International Registration Plan (IRP) is an agreement between the states and most Canadian provinces that allows you to pay one state, receive one plate, and be legally registered in the other states, D.C., and Canadian provinces that currently are members.

## Apportioned Registration

Apportioned registration is a method of licensing a fleet of commercial vehicles operating in more than one jurisdiction. Fees collected are divided up or 'prorated' among the member states.



IRP plate (Apportioned)



IRP plate (Apportioned Combination)



IRP plate (Combination)



Prorate TR (trailer) plate (1999 design)



Prorate TR (trailer) plate (1987-1998 design)

*Note: The Washington State Department of Licensing started issuing a new plate design in late 1998. The word "Washington" is now in block letters off to the left side and the border has been removed. The Mount Rainier art remains the same. The old plate designs are still legal and do not have to be turned in.*

## Eligibility to Use Apportioned Registration

Vehicles are eligible for apportionment under the provisions of the International Registration Plan if they meet the following criteria:

- Intended for use in two or more jurisdictions.
- Is a power unit having two axles and a gross vehicle or registered gross vehicle weight in excess of 26,001 pounds.
- Is used in combination, when the weight exceeds 26,001 pounds gross vehicle weight.
- Is a power unit having three or more axles with a registered gross vehicle weight of at least 14,000 pounds.

## Permanent Plated Trailers Traveling into California

Apportioned carriers have an option to purchase a permanent, non-expiring plate from any agent, subagent, or Prorate office for a one-time fee of \$36.00. However, until December 31, 2001 California will not recognize permanent trailer plates and you must apportion your trailer for California through the Prorate office and pay the appropriate California fees. A Prorate cab card will be issued showing registration for California. Permanent Plated.

Converter Gears/Trailers Traveling into California: Carriers using converter gears must obtain a Prorate TR (trailer) plate if traveling into California.

## Reciprocity

Washington has various reciprocity agreements with other states and Canadian provinces which authorize the movement of commercial vehicles licensed in jurisdictions which do not participate in the International Registration Plan or which operate using specialized plates. The terms of each reciprocity agreement vary. It is advisable to contact the Prorate and Fuel Tax Services office at (360) 664-1841 or 664-1820 to determine if your vehicle is eligible for reciprocity.

## Application/Licensing

You can get additional information and a license application by contacting the Department of Licensing or visiting the IRP Offices in Olympia, Spokane, and Vancouver.

### **Department of Licensing**

IRP Section  
P.O. Box 9036  
Olympia, WA 98504  
(360) 664-1858

### **Olympia Downtown Center**

Highways/Licenses Building  
1125 Washington Street  
Olympia, WA 98507-9036  
(360) 902-3931

### **Spokane Counter**

6517 N. Lidgerwood Street  
Spokane, WA 99208-5390  
(509) 482-3611

### **Vancouver Counter**

1301 NE 136th Ave.  
Vancouver, WA 98684  
(360) 260-6396

Office hours are from 8:00 a.m. to 5:00 p.m., Monday through Friday  
Counter hours are from 8:30 a.m. to 4:30 p.m., Monday through Friday

**Note: On Thursday, the counter hours are 9:30 a.m. to 4:30 p.m. for Vancouver ONLY.**

## Record Keeping Requirements

Once accepted for the IRP program, state law requires you to keep your records for five and one-half years. During that time you must make them available to the Department of Licensing for audit and review if asked.

## Cab Cards

A card will be issued to you. This is your new registration and replaces the original Washington registration. Your cab card will have all of the jurisdictions you can legally operate in. Your cab card must be in the vehicle that is described on the cab card. If you pull a trailer, the cab card for the trailer should be in the registration box on the trailer or you can carry it in the power unit for the time you are pulling the trailer.

## Trip Permits

Vehicle trip permits may be purchased for \$15.00 per permit. The permit will allow you to operate a maximum legal weight for a single vehicle up to 40,000 pounds and a combination vehicle up to 80,000 pounds, for a period of three consecutive days. A trip permit will be required for each separate unlicensed vehicle. No more than three trip permits per unit may be used within any consecutive 30 day period. Trip permits must be properly filled out prior to moving the vehicle(s).

Operators of vehicles with a gross weight of 26,001 pounds or more must have an IFTA license or a special fuel trip permit to enter this state. The cost for each permit issued is \$25.00.

Each permit is valid for three consecutive days beginning and ending on the dates specified on the face of the permit. Every permit shall identify, as DOL may require, the vehicle for which it is issued and shall be completed in its entirety, signed, and dated before operation of the vehicle on any public highway. Any correction such as the date, license number, or VIN number invalidates the permit.





# Commercial Driver's License Standards, Requirements and Penalties

(49 CFR, Part 383)

The Commercial Motor Vehicle Safety Act of 1986 requires all states to meet the same minimum standards for testing and licensing commercial drivers. All drivers of commercial vehicles throughout the United States are required to have a Commercial Driver's License (CDL).

Only professional drivers will receive and keep the CDL. It takes special skills and a professional attitude to safely operate large trucks and buses. Your CDL is proof of your professional skills and attitude. Welcome to the ranks of professional drivers.

Washington State began to issue Commercial Driver's Licenses on October 3, 1989. The CDL replaced the intermediate and combination classified endorsements of the classified license program. Intermediate/Combination Endorsed Licenses are not valid. See Appendix 1 to see the type of CDL you will need if you operate a commercial vehicle.

The purpose of RCW 46.25, Uniform Commercial Driver's License Act, and WAC 308-100 and Part 383 of the Federal Motor Carrier Safety Regulations is to help reduce or prevent commercial vehicle accidents, fatalities, and injuries by:

- Requiring that no driver has more than one driver's license.
- Disqualifying drivers who have committed certain serious traffic violations, or other specified offenses.
- Strengthening licensing and testing standards.

## Commercial Driver's License Information System (CDLIS)

The CDLIS enables the states to exchange information about the driving records and driver's licenses of commercial vehicle operators. This helps assure that only one license is issued to a driver and that disqualified drivers are prevented from obtaining a CDL. Employers have ready access to the commercial driving status of their drivers through their state's licensing agency.

All commercial vehicle operators must have a CDL and current medical examination certification on their person while operating a commercial vehicle. If you are not a resident of Washington State and operate a commercial motor vehicle within the borders of Washington State, you must have a valid driver's license issued by your base state along with your current medical certification.

You need a CDL if you operate any of the following vehicles:

- All single vehicles with a gross weight rating (GVWR) of 26,001 pounds or more.
- All trailers with a GVWR of 10,001 pounds or more, if the gross weight rating of the combined vehicle(s) is 26,001 pounds or more.
- All vehicles designed to transport 16 or more persons (including the driver).

These vehicles are divided into three classes: A, B, and C. The higher class CDL allows you to drive vehicles in any of the lower classes, provided you have the correct endorsements.

Occasional drivers are also required to apply for a CDL and all appropriate endorsements. *For example:* mechanics or truck sales people who test drive on a public roadway. In addition to a CDL, drivers may need special endorsements if they:


- Drive vehicles carrying passengers (buses).
- Pull double or triple trailers (see following section on exemptions).
- Drive tank vehicles (see following section on exemptions).
- Haul placarded hazardous materials (see following section on exemptions).

The following endorsements/restrictions require tests:


## CDL Endorsements

(RCW 46.25.080)

- T:** Double/Triple Trailers Endorsement required for drivers pulling sets of double or triple trailers.
- N:** Tank Vehicle Endorsement required for drivers of vehicles carrying liquids or liquid gases in portable or fixed tanks. Not required for portable tanks with a rated capacity of under one thousand (1,000) gallons.
- H:** Hazardous Materials Endorsement required for drivers of vehicles carrying hazardous materials which require the vehicle to be marked with a placard.
- P1:** Authorizes driving all passenger vehicles designed to carry 16 or more passengers to include the driver.
- P2:** Authorizes driving vehicles with a GVWR of 26,000 pounds or less designed to carry 16 or more passengers to include the driver.
- X:** Combines both tank and hazardous material endorsements.



*CDL Required*



*CDL NOT Required (15 passengers or less)*



## CDL Restriction(s)

- K:** Drivers of commercial vehicles with air brakes must pass the required tests on air brakes. Drivers who do not take and pass these tests are restricted on their CDL to operate only non-air brake equipped commercial vehicles.

## Who *Does Not* Need a CDL?

The law exempts certain groups of drivers from the requirement to obtain a CDL (RCW 46.25.050) 1515:

- **Farmers transporting farm equipment**, supplies, or products to or from a farm in a farm vehicle are exempted, provided the vehicle is operated by a farmer or farm employee. (Products include Christmas trees or wood products transported by vehicles 40,000 pounds GVW or less.)
- **Firefighters/law enforcement personnel** operating equipment are exempted, provided they have completed the Emergency Vehicle Accident Prevention Program (EVAP) and they carry a card certifying completion.
- **Recreational vehicle operators** are exempted when driving RV's for non-commercial purposes. This includes two-axle rental trucks (WAC 308-100-210), and horse trailers (RCW 46.25.050).
- **Certain military vehicle drivers** operating under a military license issued by the appropriate service and only while operating appropriate military vehicles.

## Procedures for Obtaining a CDL or CDL Instruction Permit (CDIP)

To get a CDL or CDL instruction permit (CDIP), you are required to be at least 18 years of age and have a valid Washington State driver's license. You may apply for both at the same time at any state Licensing Services Office (LSO). *Note: employers may impose additional standards and/or higher minimum age requirements.*

Bring the following items to the licensing office:

- A completed physical examination form or U.S. Department of Transportation physical card filled out by a licensed medical examiner. The physical is valid for no more than two years from the date of examination. Date of expiration must be reflected on the Medical Certificate.
- Your social security card issued by the Social Security Administration. Your social security number is required for identification purposes. This is a *mandatory requirement*. 49 USC 31308, RCW 46.25.070.

A CDIP may be issued to an individual who holds a Washington automobile driver's license. The holder of a CDIP may drive a commercial motor vehicle on a highway only when accompanied by the holder of a commercial driver's license, valid for the type of vehicle driven, who occupies a seat beside the individual, for the purpose of giving instruction in driving the commercial motor vehicle.

- The CDIP is valid for six months, and may be renewed one time only.
- The CDIP fee is \$7.00.

# Testing

Both the knowledge (written) and skill (driving) tests are required to receive a CDL. A knowledge test is required for:

- The class of vehicle.
- Each endorsement, and/or restriction.

The skill test consists of a pre-trip inspection and a road test, and takes up to 90 minutes. You will need to provide a vehicle appropriate to the class of license you apply for, including a bus (designed to carry 16 or more persons including the driver) if applying for a passenger endorsement.

After a CDL is issued, adding a passenger endorsement, upgrading a license or removing a restriction requires both knowledge and skills tests and applicable fees.

All drivers who surrender the CDL or any endorsement will be required to pay all applicable fees and retake both the knowledge and skill tests to obtain a new CDL.

# Fees

To obtain a CDL, you will need to pay the appropriate fees:

- \$10 testing fee for the knowledge test.
- \$20 Commercial Driver's License fee.
- \$50 maximum per skills test fee.

This charge is for one test only, retests will cost up to an additional \$50. These fees are in addition to any fees for your basic driver's license.

# Renewal/Upgrade

When applying for a renewal or upgrade of a CDL, applicants shall:

- Provide a Department of Transportation physical card.
- Provide any updated information.
- Pass a written hazardous materials test if wishing to retain or upgrade a hazardous materials endorsement.
- Complete any additional testing requirements for an upgrade.

# CDL Disqualification

You are required to notify your employer if your license is suspended, revoked, or canceled, or if you are disqualified from operating a commercial vehicle. You have *one* day from the day of notification to do this.

There is no Occupational Driver's License available for commercial motor vehicle drivers, regardless if conviction is for offense in a private or commercial motor vehicle. You must notify your employer, in writing, of all traffic convictions within thirty days. This includes those in your private automobile as well as a commercial vehicle.

You must notify the Department of Licensing, in writing, of all out-of-state convictions within 30 days of the conviction. Write to:

Department of Licensing  
P.O. Box 9030  
Olympia, WA 98507-9030

If your license is suspended or revoked, your commercial driving privilege is invalid. After your suspension or revocation, to reinstate you must file proof of financial responsibility with the Department of Licensing. Your filing must include a letter from your employer's insurance company indicating that you are insured to operate commercial vehicles.

## Serious Traffic Violations

Serious traffic violations include:

- Excessive speed (15 mph over posted limit).
- Reckless driving.
- Negligent driving.
- Improper lane changes.
- Following too closely.
- Violation of a state or local law relating to motor vehicle traffic control, other than a parking violation, in connection with an accident or collision resulting in a death to any person.

A driver is disqualified for one year for a first time conviction of the following offenses while operating a commercial vehicle:

- Driving under the influence of alcohol or any controlled substance.
- Driving with an alcohol concentration of .04 percent or more.
- Leaving the scene of an accident.
- Using a commercial vehicle in the commission of a felony.
- Refusing to take a blood alcohol test.

If convicted of *any of the above* while operating a vehicle placarded for hazardous materials, the disqualification increases to three years.

- A second conviction of the above offense will result in disqualification for life. The second conviction may be for the same or a different offense.
- Using a commercial vehicle in the making, selling, or distribution of controlled substances results in a lifetime disqualification.
- If you hold a CDL, you have given consent to taking a breath or blood test to determine alcohol content as prescribed by Washington Law. *Consent is implied by driving a commercial motor vehicle. 49 CFR § 383.72.*

If *any* level of alcohol is detected, law enforcement can place a commercial driver out-of-service for 24 hours. It is illegal to operate a commercial vehicle with *any* alcohol in your system.

## Driver's Medical Certificate

A completed physical examination form or Department of Transportation physical card filled out by a licensed medical examiner. The physical is valid for no more than two years from the date of examination. Date of expiration must be reflected on the Medical Certificate.

## Medical Waiver Procedures

All commercial drivers must meet minimum medical standards as established by federal and state rules and regulations CFR parts 391.41-391.49 and WAC 446-65.020.

## Interstate Waivers

Interstate waivers are processed by the Federal Highway Administration, Office of Motor Carriers. Drivers who are missing or have the impaired use of a foot, leg, hand, or arm may be eligible to apply for an interstate waiver. To apply, contact:

Federal Motor Carrier Safety Administration  
501 Evergreen Plaza  
711 S. Capital Way  
Olympia, WA 98501

Phone:(360) 753-9875

## Intrastate Waivers

The Washington Utilities and Transportation Commission (WUTC) and the Washington State Patrol (WSP) have adopted the same medical standards for all Washington licensed drivers who do not meet minimum medical standards to apply to the Department of Licensing for an intrastate medical waiver.

Prior to applying for a CDL, drivers who need an intrastate medical waiver must send the following information to the Department of Licensing in Olympia:

- A letter of application for a waiver. The letter must be submitted jointly by the person seeking a waiver of the physical disqualification (driver applicant) and by the motor carrier that will be employing the driver applicant. If the driver is self-employed or currently unemployed, a letter from the motor carrier will not be necessary. The letter must contain the name and address of the motor carrier (employer), the name, license number and resident address of the driver, and a description of the driver applicant's impairment for which the waiver is being requested.
- A copy of the current physical examination.
- A medical evaluation summary completed by a board qualified or board certified physician or orthopedic surgeon. The medical evaluation summary must include a statement by the physician on how and why the impairment interferes with the ability of the driver to perform normal tasks associated with operating a commercial motor vehicle, and an assessment and medical opinion of whether the condition will likely remain medically stable for at least two years. Mail this information to:

CDL Medical Waiver Program  
P.O. Box 9030  
Olympia, WA 98507-9030

Phone: (360) 902-3860  
Fax: (360) 586-8351

Requests for intrastate medical waivers are processed promptly and mailed to the driver. After receipt of the medical waiver, application can be made for a CDL license. The medical waiver and the CDL license must be carried at all times when operating a commercial vehicle.

## **Licenses of Persons Serving in Armed Forces to Remain in Force – Duration**

(RCW 46.20.027)

If you are living outside of the state of Washington and serving in the armed forces of the United States, your license is good as long as it is not suspended, revoked, or canceled. It is valid for 90 days after separation from the armed forces of the United States.

## **National Driver Register File Check – Federal Privacy Act of 1974**

(Public Law 93-579)

The National Driver Register (NDR) contains only a listing of names and related identification, provided by state driver licensing officials, of those drivers whose driver's licenses have been canceled, denied, revoked, or suspended or who have been convicted of certain serious traffic violations. The NDR does not contain a list of other drivers. If you have not had a driver's license canceled, denied, revoked, or suspended, or have not been convicted of serious traffic violations, you would not be listed in the NDR. Every individual is entitled, however, to request a check of the NDR records to determine whether they appear on the NDR file. The NDR will respond to every valid NDR inquiry.

The record content for those persons who are listed in the NDR files is limited to identification of the state(s) which have taken action to cancel, deny, revoke, or suspend, or have records of conviction of serious traffic violations. Any specific information about the driver history, or a request for the entire driver history, may be obtained only from the state(s) where the detailed information is recorded. The state(s) maintaining records are the (only) contacts able to correct records in error, and the NDR will correct records in error, and the NDR will correct its pointer records when so advised by a state indicating that a report previously made to the NDR is in error.

If the NDR has a record on you, the full record will be copied and sent to you including any older records which may have contained a reason for license cancellation, denial, revocation, or suspension. In addition, if such information has been disclosed by the NDR, the recipient will also be identified.

The name and address of the state driver licensing official will be provided for each state listed as having reported information on you to the NDR.

## **Requests for NDR Record Checks**

Any person may ask to know whether there is an NDR record on him/her and may obtain a copy of the record if one exists. Complete the front side of the form in Appendix 8 on page 81, have your signature (or your mark as witnessed) notarized, and mail the completed form to the address given on the form.

The NDR response will be mailed to the mailing address shown, but incomplete or illegible inquiries will not be processed. All inquiries will be acknowledged if a return address is readable. Forms which are not notarized will not be processed.

## What to Expect from the NDR Record Check

The NDR will respond to every valid inquiry including requests which produce no record(s) on the NDR file. When records are located, details of the probable match results will be returned to the individual Privacy Act inquirer and will contain all information listed on the NDR records, if any, on the individual. The reply will also indicate any disclosures (reports to others) previously made by the NDR information and will specify who, if anyone, has received reports on the inquirer.



# Administration of Special Motor Vehicle Permit Program (SMVP)

Administration of the issuance of permits is located in the Motor Carrier Services Office of the Washington State Department of Transportation (WSDOT). The administration office is in Olympia, but permits may be issued by authorized employees and agents of WSDOT located throughout the state. Correspondence or questions relating to special permits should be directed to:

Department of Transportation  
Motor Carrier Services Office  
P.O. Box 47367  
Olympia, WA 98504-7637

Phone: (360) 704-6340

Fax: (360) 704-6350

Homepage: <http://www.wsdot.wa.gov/fossc/maint/motor/mcs/default2.htm>

## Ordering Permits

Many WSDOT offices issue overweight and oversize permits. In some cases, WSDOT has contracts with permit agents, most of whom operate small businesses within the state. For locations and phone numbers, please refer to the back of this section. **All permit applications must be in writing.** For your convenience, a sample permit application may be found in Appendix 7.

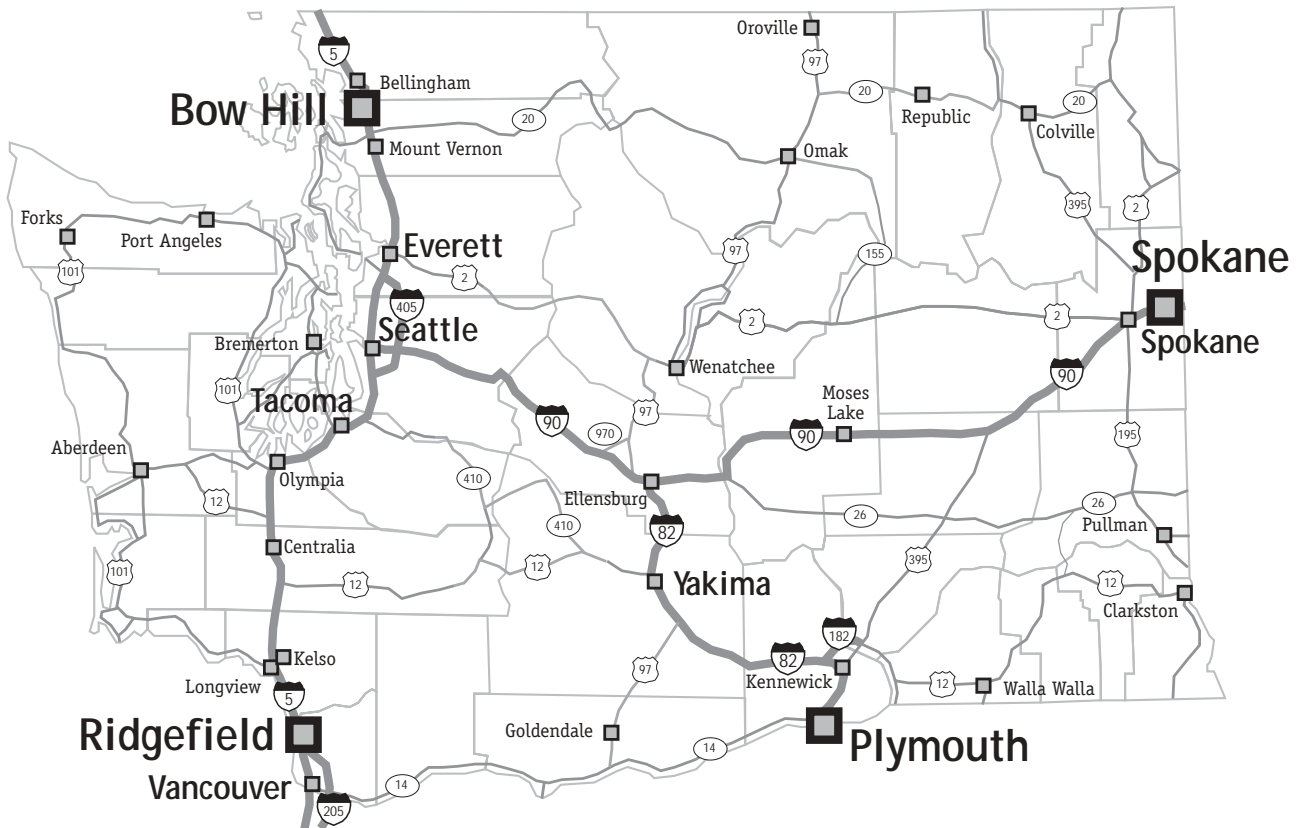
To help carriers obtain permits, some offices provide permits by facsimile (fax).

Agents may charge a fee for transmitting the permit to the customer. Permits may be charged using VISA, MasterCard or Discover Card at all WSDOT offices and Ports of Entry.

Vehicles that are within the permit limits may enter Washington State and proceed to the nearest Port of Entry to obtain permits. It is not necessary to call ahead. Emergency permits may also be obtained through these Ports of Entry. Permit offices are closed on Saturdays, Sundays, and legal holidays.

<b>Ports of Entry</b>	<b>Location</b>	<b>Interstate Highway</b>	<b>Mile Post</b>	<b>Phone</b>
Ridgefield	Near Vancouver, Washington	I-5 Northbound	15	(360) 887-8231
Bow Hill	Near Bellingham, Washington	I-5 Southbound	235	(360) 766-6196
Plymouth	Washington/Oregon Border	I-82 Northbound	131	(509) 734-7043
Spokane	Washington/Idaho Border	I-90 Westbound	299	(509) 226-3366

## Permit Offices / Ports of Entry




## Highway Movements Requiring a Permit

Movements that exceed any of the following legal features may require a special permit if eligible.

### Legal Dimensions

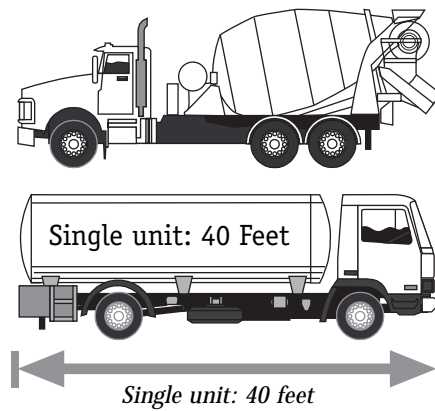
Legal maximum **width** of a vehicle or load is 8 feet 6 inches. Vehicles/loads wider than this need permits. Overwidth vehicles/loads are subject to route curfews. Vehicle loads over 16 feet wide must submit a request to the MCS office for approval to move.

Legal maximum **height** is 14 feet. Vehicles or loads higher than this need a permit. Vehicles/non-divisible loads higher than 14 feet 6 inches must be accompanied by a front escort vehicle on all Washington highways. Loads over 15 feet high must have front escort with pole. Loads over 16 feet high must submit a request to the MCS office for approval to move.

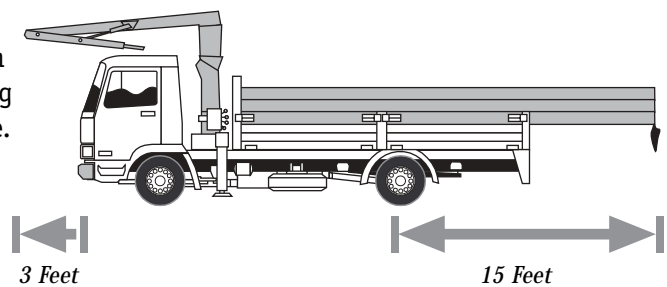




The legal **length** of a single unit, i.e., dump truck, U-Haul van, concrete pumper, etc., is 40 feet. There are permits for front and rear overhang on these units; however, there are limitations to the amount of overhang a vehicle can have and still be able to travel during commuter and curfew hours.

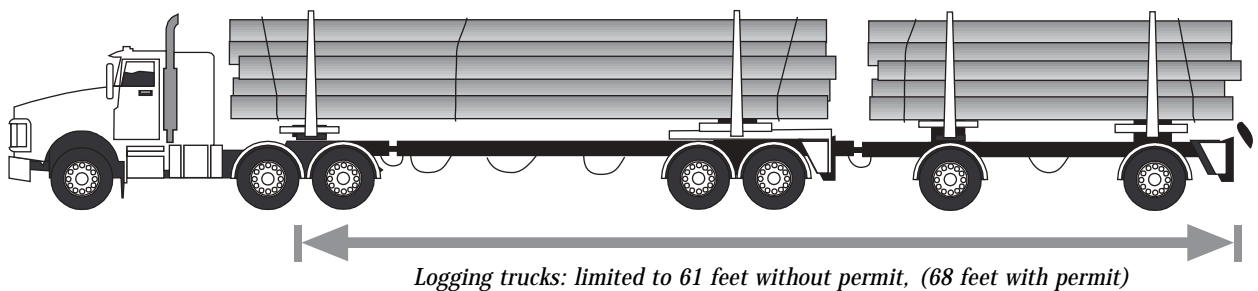


Legal **overhangs**: Front overhang is three feet from the front of the normal bumper line. Rear overhang is 15 feet measured from the center of the last axle.

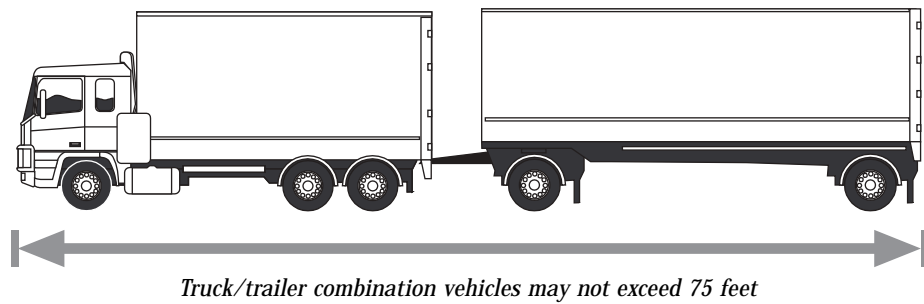
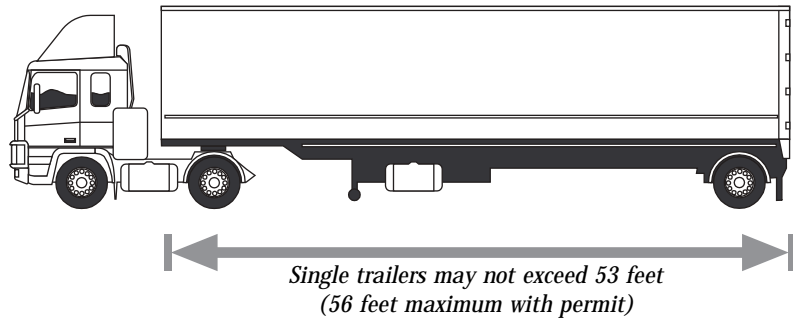


A **log truck and stinger-steered pole trailer** is limited to 75 feet in overall length, with or without load.

The log truck, pole-trailer, trailer combination, when loaded with two distinct loads of logs (as shown below), will be treated like a set of doubles for measurement purposes. Measurement will begin at the front of the first bunk and extends to the end of the second trailer or load, whichever is greater. Operation without permit is limited to 61 feet, and 68 feet with permit.



**Only trailer and load constitute regulated length** unless the tractor also carries freight. Single trailers may not exceed 53 feet (56 feet maximum with permit). The legal length of combination vehicles may vary. For example truck and trailer combinations may not exceed 75 feet. Two trailing units (doubles) may not exceed 61 feet (68 feet maximum with permit).



## Legal Weights

Gross vehicle weight (GVW) for a vehicle or a vehicle combination is determined by an overlapping set of three criteria: tire size, axle weight, and the weight table (Appendix 4). The lesser of any one of the criteria will govern the weight of any axle or axle group. For help in determining the legal gross vehicle weight, call the Motor Carrier Services Office.

### Legal Weight Maximums

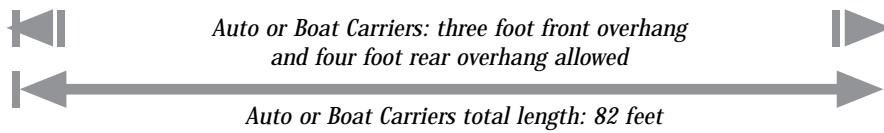

Gross Vehicle Weight .....	105,500 pounds
Single Axle .....	20,000 pounds
Tandem Axle .....	34,000 pounds
Two Tire Axle .....	500 pounds per inch width,* except **
Steer Axle .....	600 pounds per inch width

\* As marked by the manufacturer on the sidewall. Metric conversion to inches: divide metric size by 25.4 (i.e., 285 ÷ 25.4 = 11.22 inches).

\*\* Fixed steer axles equipped with single tires are limited to 600 pounds per inch width. Other than the steer axle, axles carrying more than 10,000 pounds and equipped with single tires are limited to 500 pounds per inch width. For other exceptions, refer to RCW 46.44.042 Maximum Gross Weights – Axle and Tire Factors

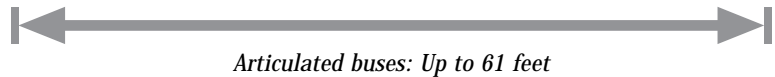
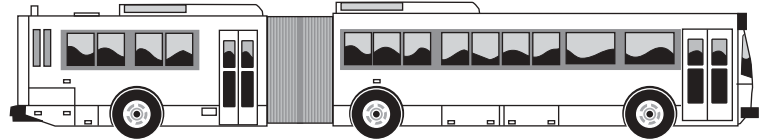
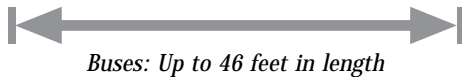
## Legal Vehicles or Combinations (No Permits Needed)

**Auto or Boat Carriers (RCW 46.44.034)** — Auto and boat carriers are allowed a three foot front overhang and a four foot rear overhang beyond the 75 foot limit that regular truck and trailer combinations are allowed. This puts the total length of an auto or boat carrier at 82 feet. This combination is referred to as “specialized equipment.”



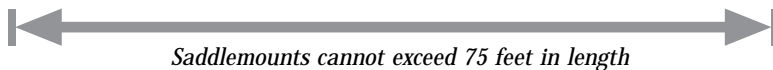

---

**Buses (RCW 46.44.030)** — Buses may be up to 46 feet in length; however, articulated buses may be as long as 61 feet.



---

**Saddlemounts (RCW 46.44.037)** — Saddlemounts are trucks with up to three other trucks riding “piggyback.” Four truck or truck-tractor, connected in such a way that three of the four units are pulled by the fourth unit in triple saddlemount position, cannot exceed 75 feet in length.



## Empty Trailers

Loads that are overdimensional, but not overweight, may be hauled by authority with a monthly permit that covers the dimensions. The 'item' to be hauled on the combination will simply be referred to as '*non-divisible load*.' This permit then covers the empty overdimensional trailer on the return trip.

## Temporary Additional Tonnage

(RCW 46.44.095)

In order to obtain temporary additional tonnage, a single unit must be licensed to a minimum 40,000 pounds and a combination must be licensed to a minimum 80,000 pounds. The rate is \$2.80 per day for every 2,000 pounds or fraction thereof up to the maximum legal weight allowed for the vehicle or vehicle combination as shown in the vehicle weight tables in Appendix 4. A minimum of five days must be purchased.

These permits are for loads meeting the weight table in Appendix 4. Only single units licensed to a minimum of 40,000 pounds or combinations licensed to a minimum of 80,000 pounds may be issued temporary additional tonnage. DOL trip permits may be used to increase the licensed gross weight up to 40,000 pounds for a single unit or 80,000 for a combination unit. (RCW 46.44.160)

## Log Tolerance Permits

(RCW 46.44.047)

Unprocessed logs may be hauled in excess of weight limits imposed on other loads. The effect is that a log truck combination with a short wheel base may carry more weight than is allowed for other freight. The conditions under which a log tolerance permit may be used are:

- The combination is a ***three-axle truck trailer and two-axle pole trailer*** (five axle combination only) hauling unprocessed logs. (Four-axle truck-tractors with a drop axle *up or down are not eligible* for Log Tolerance Permits.)
- The entire combination gross weight cannot exceed **74,800** pounds.
- The gross weight on tandem axles cannot exceed **33,600** pounds.
- The distance between the first and fifth axle is no less than 37 feet.
- Local approval is required for use on city streets and county roads.
- The permit is ***not valid*** during *emergency* or *severe emergency* road restrictions.
- The permit commences on April 1 of one year and expires on March 31 of the following year.

Fees: \$50.00 for 1 year  
\$37.50 if purchased after July 1  
\$25.00 if purchased after October 1  
\$12.50 if purchased after January 1

## Variable Lift Axles

Lift axles that are used in conjunction with another axle or series of axles must meet these criteria:

- They must have a manufacturer's rating of 10,000 pounds.
- They must be self steering.
- They must be capable of being controlled from a location out of reach of the driver's compartment. The raising or lowering switch may be located in the cab.
- Lift axles must be engaged for all overweight loads.

However, four tire lift axles that are within 60 inches of a drive axle to create a tandem axle on the power unit only, need not be self steering, or two or more tire lift axles within 60 inches of a trailer axle need not be self steering.

## Permits for Overdimensional Loads

Permits will only be issued to transport loads that are non-divisible. ***If the load or any part of the load can be reasonably reduced, it must be reduced.***

## Height

High loads must be carefully planned with an escort vehicle operator who is certified for Washington and is familiar with the area to be covered. Overheight loads often require detours on city streets and county roads, requiring their approval (see counties and cities list on page 54).

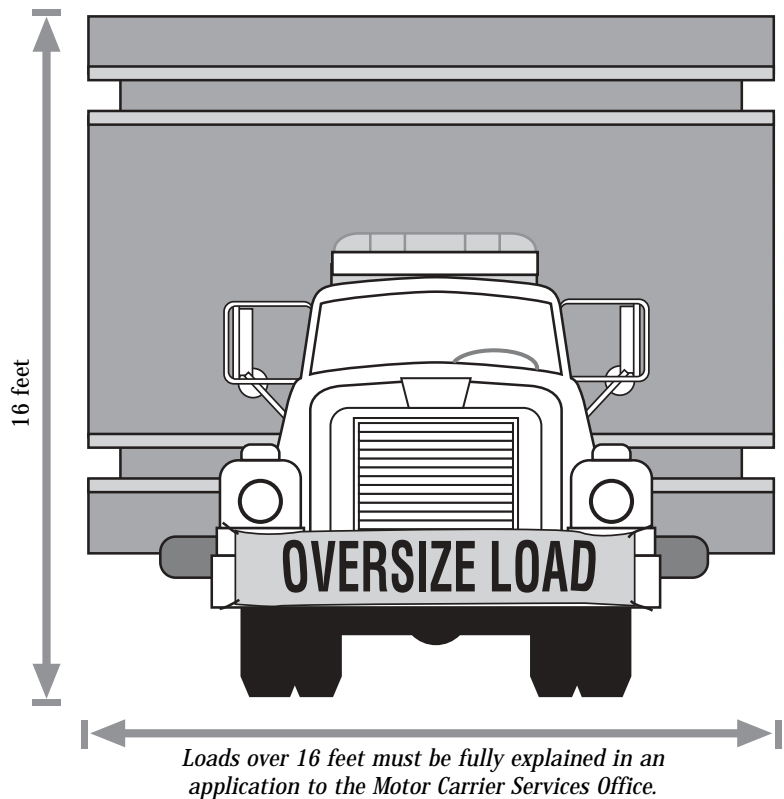
**Loads over 16 feet high (superload) must be fully explained in a Request for Approval application to the Motor Carrier Services Office.** The application should explain the need for the move, the route, the traffic control planned for the move, escort vehicles, and the dimensions of the combination and load.

A vehicle, or vehicle combination, hauling empty apple bins, or ranchers hauling hay from their own fields for use with their own livestock, may be issued a permit, for vehicle and load, not to exceed 15 feet high, measured from a level road bed.

## Width

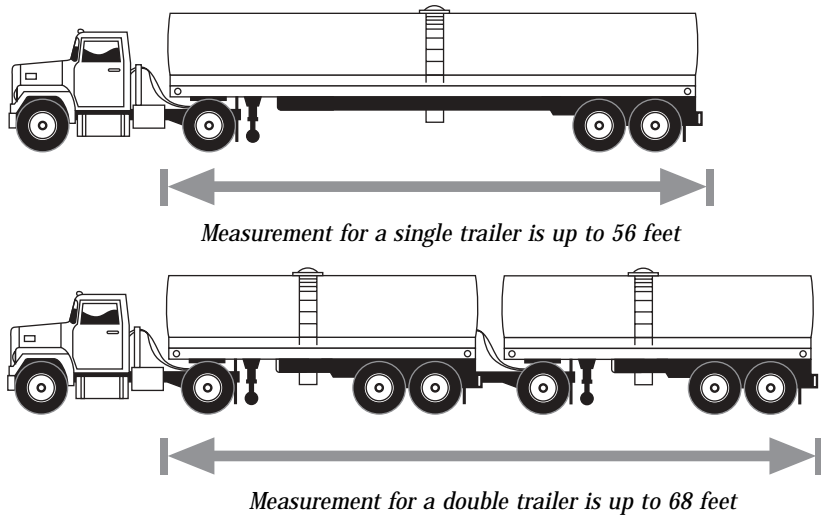
The route for overwidth loads must also be worked out with an escort vehicle operator familiar with the area. Overwidth loads may require detours.

**Loads over 16 feet wide (superload) must be fully explained in a Request for Approval application to the Motor Carrier Services Office.** The application should explain the need for the move, the route, traffic control, escort vehicles, and the dimensions.



## Length

Measurement for a single trailer will be from the front of the trailer, or load, to the rear of the trailer, or load, whichever provides the greater distance up to 56 feet. Measurement for double trailers will be from the front of the first trailer, or load, to the end of the second trailer or load, whichever provides the greatest distance up to 68 feet. Measurements shall not include nonload carry devices designed for the safe and efficient operations of the semi-trailer or trailer; for example: external refrigeration unit, resilient bumper, and aerodynamic shells.



The following permits are exempt from some restrictions:

- Single trailer not exceeding 56 feet.
- Double trailers not exceeding 68 feet.
- 61-foot non-divisible load.
- Vehicles with a front overhang not more than four feet beyond the three foot legal front overhang.

Restrictions from which they are exempt are:


- Oversize load signs.
- Weekend, holidays, commuter curfew, and nighttime travel restriction.
- Mountain pass restrictions.

## Load Restrictions

The load must be reduced to a practicable minimum, even if additional vehicles are required to transport the divided item. Loads created by welding, bolting, or tying will be construed as divisible, unless proven with good cause not to be divisible.

- Tractor and semi-trailer or full trailer: Trailers in excess of 8 feet 6 inches wide or legal length of 53 feet, or the permitted length of 56 feet, shall not exceed the length or width of the load, unless the added dimension is necessary to spread the weight of load to protect the infrastructure.
- Tractor with semi-trailer or full trailer: Combined trailer length, including space between trailers, may not exceed 61 feet. This combination is limited to non-divisible loads not to exceed ten feet wide. Both trailers may carry non-divisible loads with the widest load contained on the first trailer. This configuration may not carry overheight, overlength, or overweight loads.

## Oversize Load Signs – Escort Vehicle



## Oversize Load Signs

“OVERSIZE LOAD” signs are required on all overdimensional loads, except as provided for in the *Exemptions for Some Overlength Vehicles* section in this manual. Signs must be seven feet long and 18 inches high with black lettering at least ten inches high. Signs on escort vehicles must be at least five feet long, ten inches high, with black lettering at least eight inches high on a yellow background.

## Escort Vehicles

Escort vehicles are required when (WAC 468-38-100):

- Vehicle or load exceeds 11 feet wide on two lane highways – one in front and one in rear.
- Vehicle or load exceeds 14 feet wide on multiple lane highways – one in rear.
- Escort vehicle operation: covered in WAC 468-38-110.
- Vehicle or load exceeds 14 feet, 6 inches high – one in front on all highways, exceeds 15 feet high, with pole.
- Vehicle or load is a manufactured home and exceeds 15 feet high – one in front.
- Vehicle or load exceeds 100 feet in length or when the load measured from the center of the last axle exceeds one-third of the total length, on two lane highways – one in rear.
- Vehicle and/or load exceeds 140 feet in overall length on a multiple lane highway – one in rear.
- If the front overhang, measured from the steering axle, exceeds 20 feet – one in front on all two lane highways.
- WSDOT may require escort vehicles in addition to these if the situation seems to demand them.

## Escort Vehicle Operation

(WAC 468-38-110)

Escort vehicle operation requirements changed effective August 31, 1998. Please refer to WAC 468-38-110 for current rules.

# Permits for Oversize/Overweight Motor Vehicles

## Non-divisible Loads

(WAC 468-38-050)

To qualify for a permit, the hauler must show that the load cannot reasonably be dismantled or disassembled. If the load can be reduced, even if that would require the use of additional vehicles, no special permit will be issued.

## Permits for Overweight Loads

(RCW 46.44.091)

Permits may be issued if the load cannot reasonably be reduced. A permit may be granted if WSDOT determines that the structures and roads over which the load is to travel can sustain the weight without undue stress.

Permits for heavy loads are not to exceed weight limits as follows:

- 600 pounds per inch of tire width.
- 22,000 pounds on a single axle.
- 43,000 pounds on a tandem axle. The weight allowed on any series of axles can be computed by the following formula:

<b>Distance in Feet Between First and Last Axles in the Group</b>	<b>Weight Allowed (In Pounds)</b>
0 feet to 10 feet, multiply .....	(Feet) x 6,500
Over 10 feet to 30 feet .....	(Feet plus 20) x 2,200
Over 30 feet .....	(Feet plus 40) x 1,600

- Bridge restrictions *may limit single axle capacities to 21,500 pounds or less* on selected highways.

The lesser of any of these calculations will govern the capacity of any series of axles.

The weight on a single axle (at 600 pounds per inch tire width) may be up to 45,000 pounds if the equipment being moved has single pneumatic tires having a rim width of 20 inches or more and rim diameter of 24 inches or more, or dual pneumatic tires having a rim width of 16 inches or more and rim diameter of 24 inches or more. Specially designed vehicles manufactured and certified for special permits prior to July 1, 1975, may also be allowed.

## Over Axle Permit (Overweight)

An over axle permit is for a load that falls within the legal gross weight, but axle(s) is over the legal weight limit. Over axle weight on an axle would be weight exceeding 20,000 pounds on a single axle and 34,000 pounds on a set of tandems. Tridem weight would depend on the measurement between the three axles. After determining the distance, check the vehicle weight table to see what the legal capacity would be. The price of the permit is calculated with the amount of weight over the legal axle weight and the number of miles to be traveled.



# Manufactured Homes

(WAC 486-38-120)

A Manufactured Home (transported on its own axles) including tongue may not exceed 75 feet. The width may not exceed a box (base) width of 16 feet.

The eave(s) for a box of less than 16 feet may not exceed 30 inches. The eave(s) for a 16 foot box may not exceed 16 inches. The total width (box and eaves) must not exceed 18 feet.

Permits with widths up to 14 feet wide are governed by the Manufactured Home Movement Route map. The Department of Transportation reviews moves that are greater than 14 feet wide and/or 16 feet high on a case-by-case basis.

## Permit Fees

RCW 46.44.091 lists the various types of permits that may be issued, and the fees to be charged for them:

All over legal loads, except overweight, single trip .....	\$10.00
Continuous operation of over legal loads having either overwidth or overheight features only, for a period not to exceed thirty days .....	\$20.00
Continuous operation of over legal loads having overlength only, for a period not to exceed thirty days. ....	\$10.00
Continuous operation of a combination of vehicles having one trailing unit that exceeds 53 feet and is not more than 56 feet in length, for a period of one year. ....	\$100.00
Continuous operation of a combination of vehicles having two trailing units which together exceed 61 feet and are not more than 68 feet in length, for a period of one year. ....	\$100.00
Continuous operation of a three-axle fixed load vehicle having no more than 65,000 pounds gross weight, for a period not to exceed 30 days. ....	\$70.00
Continuous operation of a four-axle fixed load vehicle meeting the requirements of RCW 46.44.091(1) and weighing no more than 86,000 pounds gross weight, not to exceed 30 days. ....	\$90.00
Continuous operation of a two or three-axle collection truck, actually engaged in the collection of solid waste or recyclables, or both, under Chapter 81.77 or 35.21 RCW or by contract under RCW 36.58.090, for one year with an additional 6,000 pounds more than the weight authorized in RCW 46.16.070 on the rear axle of a two-axle truck or 8,000 pounds for the tandem axles of a three-axle truck. RCW 46.044.041 and RCW 46.44.091 notwithstanding, the tire limits specified in RCW 46.44.042 apply, but none of the excess weight is valid or may be permitted on any part of the federal interstate highway system. ....	\$42.00 per 1000 pounds

Permits for weight may not be issued for periods greater than listed above.

# Overweight Fee Schedule

(RCW 46.44.041)

Weight Over Maximum Legal Capacity in Pounds	Fee Per Mile on State Highways	Weight Over Maximum Legal Capacity in Pounds	Fee Per Mile on State Highways
1 to 9,999	\$.07	55,000 to 59,999	\$1.35
10,000 to 14,999	\$.14	60,000 to 64,999	\$1.56
15,000 to 19,999	\$.21	65,000 to 69,999	\$1.77
20,000 to 24,999	\$.28	70,000 to 74,999	\$2.12
25,000 to 29,999	\$.35	75,000 to 79,999	\$2.47
30,000 to 34,999	\$.49	80,000 to 84,999	\$2.82
35,000 to 39,999	\$.63	85,000 to 89,999	\$3.17
40,000 to 44,999	\$.79	90,000 to 94,999	\$3.52
45,000 to 49,999	\$.93	95,000 to 99,999	\$3.87
50,000 to 54,999	\$1.14	100,000*	\$4.25

\* The fee for weights in excess of 100,000 pounds is \$4.25 plus 50 cents for each 5,000 pound increment or portion thereof exceeding 100,000 pounds.

Provided:

- The minimum fee for any overweight permit shall be \$14.00.
- The fee for issuance of a duplicate or transfer permit shall be \$14.00.
- When computing overweight fees that result in an amount other than even dollars, the fee shall be carried to the next full dollar if 50 cents or over and shall be reduced to the previous dollar if 49 cents or under.

## Special Motor Vehicle Permit Regulations and Conditions

All original signed permits must be carried in the power unit at all times.

### Pilot/Escort Vehicle Requirements

An escort vehicle and operator must comply with the requirements of WAC 468-38-110 Escort vehicle requirements. Escort vehicles are required when:

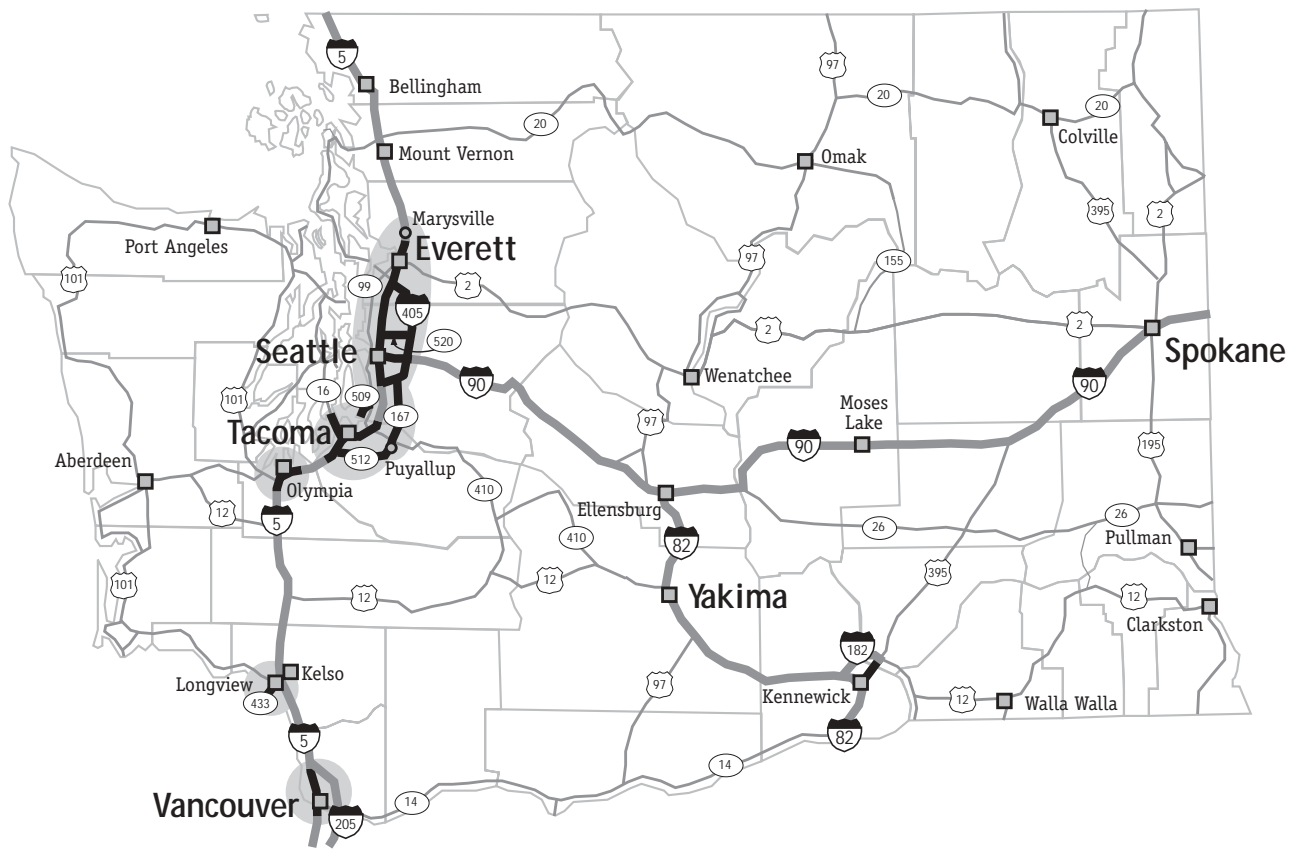
1. Vehicle(s) or load is over 11 feet in width; escort vehicles (both front and rear) are required on all two-lane highways.
2. Vehicle(s) or load is over 14 feet wide; one rear escort vehicle is required on multiple-lane highways.
3. Overall length of load, including vehicle(s), exceeds 100 feet or when rear overhang of load measured from the last axle exceeds one-third of the total length, one rear escort vehicle is required on two-lane highways.
4. Overall length of load, including vehicle(s), exceeds 140 feet, one rear escort vehicle is required on multiple-lane highways.
5. Loads exceed 14 feet and 6 inches high, one escort vehicle is required in front. If the load(s) exceed 15 feet high, the escort vehicle must be equipped with a height pole. The department does not guarantee height clearances; therefore, on any route where the height is in question, a front escort vehicle equipped with a height pole should be used.
6. In the opinion of the Department of Transportation, escort vehicles are necessary to protect the traveling public, for any over dimensional and/or overweight move, either across, upon, or along a highway.

# Commuter Curfew Hours

All vehicles operating under a Special Motor Vehicle Permit are restricted from the following areas (table), except vehicles or loads not exceeding the width in the table and/or overweight vehicles that can maintain the speed of surrounding traffic flow. **Restrictions apply Monday through Friday.** Additional exceptions for length are included in Chapter 468-38-075 WAC.

Seattle-Everett Vicinity					
	Direction	Mile Post	Location and Boundaries	Hours (M-F)	Width
U.S. Route 2	EB	(MP) 0 - 2.42	I-5 to SR 204	3-7 p.m.	9'
	WB	(MP) 2.42 - 0		6-9 a.m.	9'
Interstate 5	NB	(MP) 127.48 - 155.94	SR 512 to SR 599	6-9 a.m., 3-6 p.m.	10'
	SB	(MP) 155.94 - 127.48		3-6 p.m.	10'
	NB	(MP) 155.94 - 174.58	SR 599 to SR 523	6-9 a.m., 3-6 p.m.	9'
	SB	(MP) 174.58 - 155.94		6-9 a.m., 3-6 p.m.	9'
	NB	(MP) 174.58 - 199.11	SR 523 to SR 528	3-6 p.m.	10'
	SB	(MP) 199.11 - 174.58		6-9 a.m., 3-6 p.m.	10'
	NB	(MP) 199.11 - 206.08	SR 528 to SR 531	4-6 p.m.	10'
	SB	(MP) 206.08 - 199.11		7-9 a.m., 4-6 p.m.	10'
State Route 18	EB	(MP) .01 - 4.15	I-5 to SR 164	6-9 a.m., 3-7 p.m.	10'
	WB	(MP) 4.15 - .01		6-9 a.m., 3-7 p.m.	10'
	EB	(MP) 4.15 - 11.38	SR 164 to SR 516	6:30-8:30 a.m., 3-7 p.m.	10'
	WB	(MP) 11.38 - 4.15		6-9 a.m., 3-7 p.m.	10'
Interstate 90	EB	(MP) 2.54 - 9.93	I-5 to I-405	6-9 a.m., 3-7 p.m.	10'
	WB	(MP) 9.93 - 2.54		6-9 a.m., 3-7 p.m.	10'
	EB	(MP) 9.93 - 18.36	I-405 to Sunset I/C	3-7 p.m.	10'
	WB	(MP) 18.36 - 9.93		6-9 a.m., 3-7 p.m.	10'
State Route 167	NB	(MP) 5.98 -14.33	SR 512 to SR 18	6-9 a.m.	10'
	SB	(MP) 14.33 - 5.98		3-7 p.m.	10'
	NB	(MP) 14.33 - 26.29	SR 18 to I-405	6-9 a.m., 3-7 p.m.	10'
	SB	(MP) 26.29 - 14.33		3-7 p.m.	10'
Interstate 405	NB	(MP) 0 - 30.32	Entire Route	6-9 a.m., 3-7 p.m.	10'
	SB	(MP) 30.32 - 0		6-9 a.m., 3-7 p.m.	10'
State Route 518	EB	(MP) 0 - 3.81	SR 509 to I-5	6-9 a.m., 3-7 p.m.	10'
	WB	(MP) 3.81 - 0		6-9 a.m., 3-7 p.m.	10'
State Route 522	EB	(MP) 11.10 - 14.09	I-405 to SR 9	3-7 p.m.	10'
	WB	(MP) 14.09 - 11.10		6-9 a.m.	10'
Tacoma Vicinity					
	Direction	Mile Post	Location and Boundaries	Hours (M-F)	Width
Interstate 5	NB	(MP) 118 - 127.48	Exit 118 to SR 512	6:30-8:30 a.m., 4-6 p.m.	10'
	SB	(MP) 127.48 - 118		6:30-8:30 a.m., 4-6 p.m.	10'
State Route 16	EB	(MP) 0 - 10.28	I-5 to Olympic Drive	6-9 a.m.	10'
	WB	(MP) 10.28 - 0		3-7 p.m.	10'
State Route 512	EB	(MP) 0 - 8.74	I-5 to SR 161	3-7 p.m.	10'
	WB	(MP) 8.74 - 0		7-9 a.m., 3-7 p.m.	10'
	EB	(MP) 8.74 - 12.06	SR 161 to SR 167	3-7 p.m.	10'
	WB	(MP) 12.06 - 8.74		3-7 p.m.	10'

# Commuter Curfew Locations



### Olympia Vicinity

	Direction	Mile Post	Location and Boundaries	Hours (M-F)	Width
Interstate 5	NB	(MP) 99 – 109	Exit 99 to Exit 109	4–6 p.m.	10'
	SB	(MP) 109 – 99		4–6 p.m.	10'

### Vancouver Vicinity

	Direction	Mile Post	Location and Boundaries	Hours (M-F)	Width
Interstate 5	NB	(MP) 0 – 7.48	Oregon to I-205	3–6 p.m.	10'
	SB	(MP) 7.48 – 0		6–9 a.m.	10'
Interstate 205	NB	(MP) 26.59 – 30.90	Oregon to SR 500	4–6 p.m.	10'

### Kelso Vicinity

	Direction	Mile Post	Location and Boundaries	Hours (M-F)	Width
State Route 433	NB	(MP) 0.94 – 0	Lewis and Clark Bridge	6–9 a.m., 3–7 p.m.	10'
	SB	(MP) 0 – 0.94		6–9 a.m., 3–7 p.m.	10'

## **Holidays and Related Times on which Permit Movements are Prohibited**

Overweight vehicles that cannot maintain the speed of the surrounding traffic flow, and all over dimensional vehicles/loads are prohibited on the holidays of New Year's Day, Memorial Day, Independence Day, Labor Day, Thanksgiving Day, Christmas Day, and during the afternoon of the day preceding said holidays. Should any of the holidays fall on a Saturday or Sunday, the preceding Friday or the following Monday shall be considered such holiday.

## **Nighttime Movements**

A vehicle or vehicle combinations not exceeding the defined envelope of 12 feet wide, 14 feet 6 inches high and 100 feet long, including legal overhang(s), may move at night. A vehicle or vehicle combination which exceeds the defined envelope may also be permitted to move at night on state highways subject to department preferred hours/routes of travel, and must have "Nighttime movement approved" stated on permits. All night moves must comply with published curfew restrictions. Night means one-half hour after sunset to one-half hour before sunrise. Vehicle and load must have proper lighting (49 CFR 393.11).

## **Winter Road Restrictions**

Movement by permit is prohibited in areas where any of the following signs are displayed: "TRACTION ADVISORY/OVERSIZED VEHICLES PROHIBITED," "CHAINS REQUIRED ON ALL VEHICLES EXCEPT ALL-WHEEL DRIVE," "VEHICLES OVER 10,000 GVWR CHAINS REQUIRED" except as specified in WAC 468-38-075.

## **Permit Refund Policy**

Refunds will only be made in cases of department initiated error.

## **Other Regulations**

Other regulations relating to the movement of permitted loads are printed in Chapter 468-38-WAC (Washington Administrative Code).

## **Use of County Roads or City Streets**

The use of county roads or city streets is subject to approval by the jurisdiction that maintains those roadways. This permit from the State of Washington in no way authorizes the use of roadways under local jurisdiction.

Warning: Rules are subject to change. Holders of monthly or annual permits are subject to current rule. Rules, as described herein, should be periodically reviewed for updates to insure compliance.

# Western Regional Permit System

A number of western states have entered into an agreement which authorized the issuance of regional oversize/overweight permits. One of the member states where the load is beginning, ending, or passing through may issue an oversize/overweight permit which authorizes travel for all member states if the vehicle does not exceed the sizes and weights of the envelope vehicle and it is operating on approved routes. The Regional Permit may be obtained from Washington through the following locations:

Motor Carrier Services Office .....	(360) 704-6340
Spokane Dept. of Transportation .....	(509) 324-6566
Washington Trucking Association .....	1-800-732-9019
Arizona .....	(623) 932-2247
Colorado .....	(303) 757-9539
Idaho .....	(208) 334-8420
Montana .....	(406) 444-6130
New Mexico .....	(505) 827-0376
Oklahoma .....	1-877-425-2334
Oregon .....	(503) 373-0000, Option 1
Texas .....	1-800-299-1700, Option 1, 3
Utah .....	(801) 965-4508

## State of Issuance

A regional permit may be issued by the entry, origin, pass through, or destination state.

## Envelope Vehicle

The vehicles operating on a regional oversize/overweight permit must comply with the following requirements and maximum dimensions:

- Length: 110 feet overall
- Width: 14 feet
- Height: 14 feet
- Weight:
  - 600 pounds per inch of tire width.
  - 21,500 pounds per single axle.
  - 43,000 pounds per tandem axle.
  - 53,000 pounds per tridem (wheelbase more than eight feet, but not more than 13 feet).
  - 160,000 pounds gross weight.
  - Axle, group axle weights, or the weight specified by the permit, whichever is less.
  - A minimum of five axles is required for the issuance of a regional overweight permit.

## Special Conditions

The member states have developed a list of special conditions within each state which apply to the operation of the envelope size vehicle. This list must be attached to all regional oversize/overweight permits.

## Fees

The state of issuance will collect the fees for all member states in which the vehicle is permitted for travel. These fees must be paid by credit card, cash, or check.

## Superloads

(WAC 468-38-405)

Loads over 200,000 pounds gross weight, over 16 feet high and/or 16 feet wide will require special review and must submit written applications before a permit will be issued. The following information is required to move a superload:

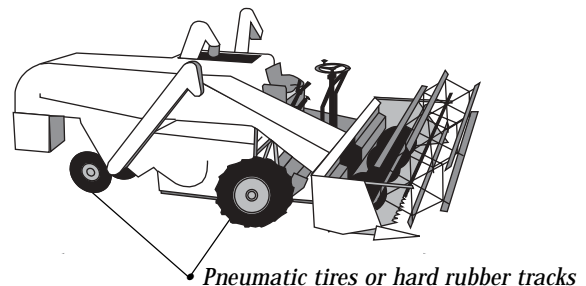
- Describe the purpose of the movement and explain how the public will be served by the movement.
- You must provide documentation by military officials that the move is required. Submit documentation from private or public power companies that the move is necessary.
- You must also demonstrate that movement by other methods of transportation for all or part of the trip is not reasonable.
- Provide a sketch or photograph detailing why it cannot be reduced.
- Provide a sketch of the towing vehicle showing axle loadings, axle spacing, tire sizes, tires per axle, width, height and length.
- Propose a route that will handle the height and width of the unit and appears adequate to handle the weight of the vehicle and load. *If the route includes the use of county roads or city streets, you must show that permits for the county and/or city will be issued.*
- Submit a traffic control plan including the speed, the route, escort vehicle requirements, the times of movement and the traffic control to ensure safe movement.
- If the department agrees the move is necessary, they will begin an analysis of bridges and pavements along your route. You may be required to pay for this analysis if the time used by the WSDOT staff in conducting this study becomes longer than normally allowed.
- If the analysis shows the bridges or pavement to be inadequate to handle the load, the permit will be denied. If, however, the structures might be strengthened to support the load, and agreement to do so at your expense is settled upon, a permit may be granted.

## Farm Implements

(WAC 468-38-290 & RCW's 46.44.130, 46.44.140)

Farm implement means any device that directly affects the production of agricultural products. For purposes of this section, it must meet the following specifications:

- Must weigh less than 45,000 pounds.
- Be equipped with pneumatic tires or hard rubber tracks having protuberances that will not cause damage to the highway.
- Less than 20 feet wide.



## Farm Permit Requirements

A farm implement 16 feet wide or less does not require a permit when traveling on the highway system. A farm implement permit can be issued from over 16 feet wide, but less than 20 feet wide for one year.

A quarterly or annual permit to move farm implements may be purchased by a farmer or by a person engaged in the business of selling or maintaining farm implements to move within a designated area, generally three to four counties. The permit is required to be physically present at the time of movement.

An original or faxed permit will allow the person or company identified on the permit to draw, drive, or haul any farm implement on state highways.

For farm implements over 16 feet wide and less than 20 feet wide, a letter must be submitted to the MCS Office in Olympia for approval. The counties must be specified.

## Safety Requirements

### Oversize Signs

If the farm implement exceeds ten (10) feet wide, it must display "OVERSIZE LOAD" sign(s) visible to both oncoming and overtaking traffic. Signs must comply with the requirements of WAC 468-38-190. If the implement is both preceded and followed by escort vehicles a sign will not be required on the implement itself.

### Curfew/Commuter Hours

Movement of a farm implement in excess of ten feet wide must also comply with any published curfew or commuter hour restrictions.

### Red Flags

If the farm implement, moving during daylight hours, exceed ten feet wide, the vehicle configuration must display clean, bright red flags at least 12 inches square, so as to wave freely at all four corners, or extremities, of the overwidth implement and at the extreme ends of all protrusions, projections, or overhangs.

### Warning Lights

Lamps, and other lighting must be in compliance with RCW 46.37.160 (Hazard warning lights and reflectors on farm equipment). The slow moving vehicle emblem is for equipment moving at a speed of 25 miles per hour or less.

### Convoys

Farm implement convoys shall maintain at least 500 feet between vehicles to allow the traveling public room to pass safely. If five or more vehicles become lined up behind an implement, escorted or unescorted, the driver/operator of the transported implement, and escorts, if any, shall pull off the road at the first point wide enough to allow traffic to pass safely. Convoying of farm implements is permitted with properly equipped escort vehicles.

### Escort Vehicles

In general, the use of escort vehicles must comply with WAC 468-38-110 (Escort Vehicle Requirements) and WAC 468-38-100 (When escort vehicles are required).



## Road Posting

Posting a route may be used in lieu of escort vehicles if the route to be traveled is less than two miles.

## Farm Permit Fees

Farmers in the course of farming activities, for any three month period ..... \$10.00

Farmers in the course of farming activities, for a period not to exceed one year ..... \$25.00

Persons engaged in the business of the sale, repair, or maintenance of such farm implements, for any three month period ..... \$25.00

Persons engaged in the business of the sale, repair, or maintenance of such farm implements, for a period not to exceed one year ..... \$100.00

## Washington State County/City Permit Approval

State permits are valid only on the state highway system. If a carrier of oversize or overweight loads needs to use county roads or city streets, approval from the county or city maintaining those roadways must be obtained.

Consult the chart on page 53 for a list of counties and cities along with the appropriate phone numbers to call before moving oversize or overweight loads on county roads.

## Procedures for the Movement of Overlegal Vehicles/Loads in Emergency Conditions

### *Purpose*

The following procedures are provided in order for state, and other jurisdictions, to safely secure the equipment necessary to mitigate the proclaimed emergency. Failure to comply with these procedures may result in compounding the emergency by damaging or eliminating available accesses.

### *Criteria*

- The emergency must be proclaimed by the Governor of Washington State and/or other local elected official.
- Other emergent conditions not declared a disaster, but where life or property is in immediate danger, including, but not limited to, oil spills, train derailment, power outages, or storm damage.
- All size and weight criteria, found in RCW 46.44 and WAC 468-38, for the permitted transport of overlegal vehicles/loads must be met.

## Procedures

1. During normal office hours (7:00 a.m. - 5:00 p.m., Monday through Friday) inquiries to permit overlegal vehicles/loads should be made to:

Washington State Department of Transportation  
Motor Carrier Services Office  
921 Lakeridge Way S.W.  
P.O. Box 47367  
Olympia, WA 98504-7367

(360) 704-6340  
Fax: (360) 705-6350

Payment will be made by bankcard; the permit will be transmitted by facsimile to a WSDOT approved location of carrier's choice.

Also, during normal business hours, or when telecommunications are severed, the carrier/provider can obtain a permit in person from any of the statewide special motor vehicle permit offices. Payment of fees may be made by cash, check, money order, or bankcard.

During non-office hours, inquiries to permit overlegal vehicle/load must be made to the Washington State Patrol at:

**Ridgefield Port of Entry**

(360) 887-8231  
Fax: (360) 887-0610

**Bow Hill Port of Entry**

(360) 766-6196  
Fax: (360) 766-7503

**Spokane Port of Entry**

(509) 226-3366  
Fax: (509) 226-0390

**Plymouth Port of Entry**

(509) 734-7043  
Fax: (509) 734-7039

Payment of fees must be by bankcard. A permit authorization number will be given to the carrier over the phone. For carriers moving through the Port, the actual permit will be provided. (Cash, check, or money order will also be accepted in person at the ports.)

2. The carrier must furnish the following information (see Appendix 7, *Oversize/Overweight Vehicle Permit Application*):
  - Proposed route.
  - Height, length, and width at extremities (if overlegal).
  - If the vehicle(s) is overweight, weight of each axle and spacings between axles, measured from hub centers (a carrier may have a WSDOT Equipment and Axle Spacing Report; the number of that report may be used in lieu of the specified information).
  - If the vehicle(s) is overweight, number and size of tires per axle (same as above).
  - Description of vehicle and/or load being transported (include schematic, if possible).
3. WSDOT and/or Washington State Patrol personnel will review the submitted specifications with the proposed route for any conflicts. Alternative routes may be suggested. If the integrity of a structure is questioned, and no alternative is available, the analysis will be forwarded to the WSDOT Bridge Preservation Office for final determination prior to issuing a permit.

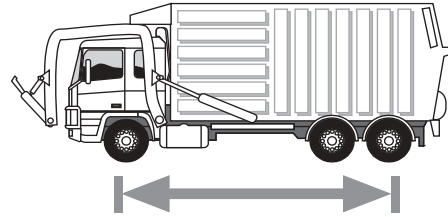
4. Vehicles exceeding legal limitations must acquire permits, or permit authorization, before each move.

## Refuse Collection Trucks

Two-axle collection trucks may be issued a permit authorizing an additional 6,000 pounds on the rear axle. Three-axle collection trucks may be issued a permit authorizing an additional 8,000 pounds on the rear tandem axles. The wheelbase distance need not meet the lengths required in RCW 46.44.041.

This permit is not valid on interstate highways and tire size limits apply (RCW 46.44.042). The basic fee for collection trucks is \$42 per thousand pounds per year.

A copy of the collection truck restricted bridge list must be attached to the permit.



*The wheelbase distance need not meet the lengths required in RCW 46.44.041.*


## Tow Trucks

Moves are defined as being hired to move a specific job (not a hazard). No special privilege for obtaining these permits will be granted under normal circumstances. The permit must be in hand and obtained from a local permit office. A copy of the Tow Truck Restricted Bridge List must be attached to the permit (for Permit Clerks - Permits Desk Guide, Appendix E). These moves are NOT exempted by RCW 46.44.015 for size and weight. If a permit agent is not nearby, or just for faxing convenience, the Washington Trucking Association is available by phone, providing facsimile services.

All permit agents can issue up to 43,000 pounds axle weight.

Emergency permits can be obtained by telephone on a 24-hour basis from WSP Ports of Entry.

Scheduled moves do not qualify for telephone authorization.

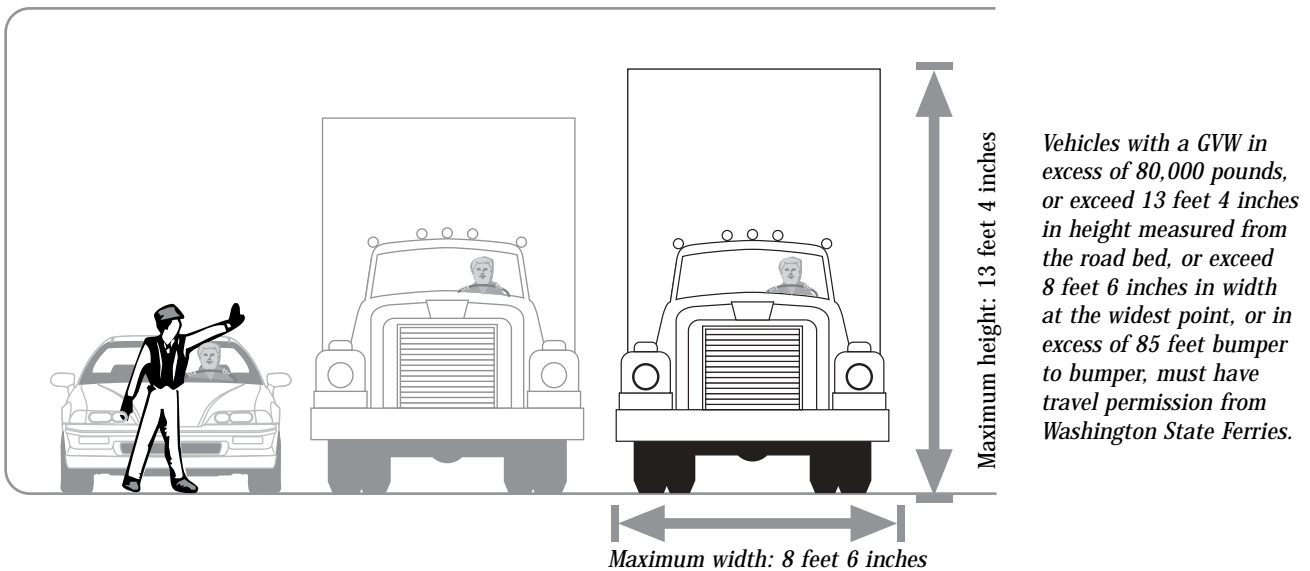
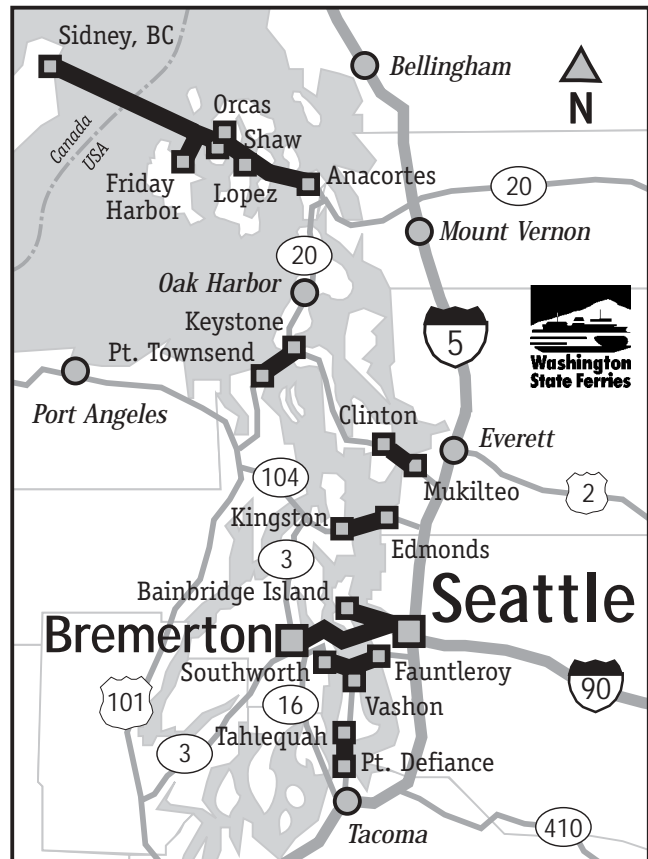


# Crossing Puget Sound via Washington State Ferries

**Warning – Ferry Travel – Call Prior to Traveling:** Commercial vehicles planning on using Washington State Ferries (WSF) must take special precautions. This requirement is due to the numerous variables associated with traveling on marine highways, such as: terminal, dock and/or boat load capacities; tidal activity which affects the angle of the loading ramp; and, preferential loading policies. Vehicles registered with a GVW in excess of 80,000 pounds, or exceed 13 feet 4 inches in height measured from the road bed, or exceed 8 feet 6 inches in width at the widest point, or in excess of 85 feet bumper to bumper, must have travel permission from the WSF. **This requirement is also true if the vehicle is operating under a RCW 46.44 Highways Special Motor Vehicle Permit for oversize or overweight loads.**

To receive approval, contact the WSF Region Office (see phone numbers on next page) allowing them at least 24 hours, during the normal business week (weekdays between 8:00 a.m. and 4:00 p.m.) to process the request. Be prepared to provide the following information (forms are available):

- Gross weight.
- Total length of vehicle or vehicle combination.
- Height from road to highest point.
- Width at widest point on vehicle.
- Ground clearance from road to lowest point on vehicle.
- Number of axles.
- Weight per axle, with load, for the trip in question.



## WSF Ferry Travel Request/Permit

If the vehicle has a registered GVW for more than 80,000 pounds, but the vehicle and load for the trip in question are under 80,000 pounds, and all height and width criteria are met, the operator may display a dated and printed weight slip, verifying the GVW, in lieu of contacting the WSF for written approval. All other vehicles more than 80,000 pounds, but less than 105,000 pounds, that meet the height and width criteria, must present an approved WSF Ferry Travel Request/Permit. These vehicles will be provided access on a first come, first served basis.

## WSDOT Special Motor Vehicle Permit – WSF Ferry Travel Request/Permit

Vehicles operating under a RCW 46.44 Highways special motor vehicle permit for oversize or overweight loads must receive prior approval from WSF before securing a WSDOT Special Motor Vehicle Permit for trips including travel on a ferry route. If the request is approved, it will include a specific sailing, scheduled with the customer on a priority basis. If the sailing is missed or canceled, the trip must be rescheduled with WSF.

## Hazardous Materials

Federal regulations (49 CFR) prohibit the transport, by ferries while carrying passengers, such as, but not limited to, the following common compressed gases: commercial propane, butane, acetylene, and gasoline. Hazardous material charters are available and request for charters must be made seven days in advance to allow time for securing a charter agreement.

Tank trucks must demonstrate that cargo being carried meets the requirements of 49 CFR and any empty tank truck must certify that they are vapor free prior to being allowed to board the ferries.

## Contacting Washington State Ferries

For more detailed information, the following phone numbers are provided:

Automated message on basic travel conditions (in state use only) ..... 1-800-843-3779  
1-800-84-FERRY

WSF Information Agents and transfer to terminals for local and outside of state .. (206) 464-6400

WSF Region Offices – Monday-Friday 8:00 a.m. - 4:00 p.m.

North Office (Routes Edmonds – North) ..... (206) 583-2310  
*Fax: (206) 583-2315*

South Office (Routes Seattle – South) ..... (206) 389-6410  
*Fax: (206) 389-6415*

Internet Home Page ..... [www.wsdot.wa.gov/ferries/](http://www.wsdot.wa.gov/ferries/)

# Location of Offices and Agencies Issuing WSDOT Permits

## DOT Offices

	<b>Phone</b>		<b>Phone</b>
Motor Carrier Services .....	(360) 704-6340	Kent .....	(253) 872-6470
Aberdeen .....	(360) 533-9346	Mount Vernon .....	(360) 428-1386
Bellevue .....	(425) 822-4161	Okanogan .....	(509) 826-7364
Bellingham .....	(360) 676-2100	Pasco .....	(509) 545-2202
Chehalis .....	(360) 748-2181	Port Angeles .....	(360) 457-2713
Cle Elum .....	(360) 577-1908	Port Orchard .....	(360) 874-3050
Colfax .....	(509) 397-3051	Raymond .....	(360) 942-2092
Colville .....	(509) 684-7434	Seattle .....	(206) 768-5700
Davenport .....	(509) 324-6583	Spokane .....	(509) 324-6566
Electric City .....	(509) 633-1940	Tacoma .....	(253) 983-7550
Ephrata .....	(509) 754-2056	Walla Walla .....	(509) 527-4548
Everett .....	(425) 339-1780	Wenatchee .....	(509) 667-2802
Goldendale .....	(509) 773-4533	Yakima .....	(509) 577-1602

## Port of Entry

	<b>Phone</b>		<b>Phone</b>
Bow Hill .....	(360) 766-6196	Spokane .....	(509) 226-3366
Ridgefield .....	(360) 887-8231	Plymouth .....	(509) 734-7043

## Agents

	<b>Phone</b>
Hoquiam Department of Licensing, Aberdeen .....	(360) 533-4333
Licensing Etc., Clarkston .....	(509) 758-7611
Transceiver, Dallas, TX .....	800-749-6015
Permit Express, Dubuque, IA .....	800-553-5358
Washington Trucking Association, Federal Way .....	800-732-9019
System Transfer, Longview .....	(360) 425-8710
Ernie's Truck Stop, Moses Lake .....	(509) 765-4470 or 765-7370
Adams County Auditor, Othello .....	(509) 488-3323
Adams County Auditor, Ritzville .....	(509) 659-3251
Better Weigh Truck Parks, Toledo .....	(360) 864-6800
Clark County Department of Public Works, Vancouver .....	(360) 397-2446

# Washington State County/City Permit Approval\*

<b>County</b>	<b>Phone</b>	<b>County</b>	<b>Phone</b>
Adams .....	(509) 659-3276	Klickitat .....	(509) 773-4616
Asotin .....	(509) 243-2074	Lewis .....	(360) 740-1183 or 740-1126
Benton .....	(509) 786-5611	Lincoln .....	(509) 725-7041
Chelan .....	(509) 664-5415	Mason .....	(360) 427-9670 ext. 450
Clallam .....	(360) 417-2379	Okanogan .....	(509) 422-7300
Clark .....	(360) 397-2446	Pacific .....	(360) 875-9368
Columbia .....	(509) 382-2534	Pend Oreille .....	(509) 447-4513
Cowlitz .....	(360) 577-3030	Pierce .....	(253) 798-7250
Douglas .....	(509) 884-7173	San Juan .....	(360) 378-2114
Ferry .....	(509) 775-5222	Skagit .....	(360) 336-9400
Franklin .....	(509) 545-3514	Skamania .....	(509) 427-9484
Garfield .....	(509) 843-1301	Snohomish .....	(425) 388-6453
Grant .....	(509) 754-6082	Spokane .....	(509) 477-3600
Grays Harbor .....	(360) 249-4222 ext. 464	Stevens .....	(509) 684-4548
Island .....	(360) 679-7331	Thurston .....	(360) 357-2493
Jefferson .....	(360) 385-9160 or 385-9501	Walla Walla .....	(509) 527-3241
King .....	(206) 296-7456	Whatcom .....	(360) 676-6730
Kitsap .....	(360) 337-5777	Whitman .....	(509) 397-4622
Kittitas .....	(509) 962-7523	Yakima .....	(509) 574-2300

---

<b>City</b>	<b>Phone</b>	<b>City</b>	<b>Phone</b>
Aberdeen .....	(360) 533-4100	Renton .....	(425) 430-7266
Bellevue .....	(425) 452-2888	Ritzville .....	(509) 659-1930
Bellingham .....	(360) 676-6961	Seattle .....	(206) 684-5086
Bremerton .....	(360) 478-5311	Spokane .....	(509) 625-6480
Everett .....	(425) 257-7262	Stevenson .....	(509) 427-5970
Fife .....	(253) 922-6633	Tacoma .....	(253) 591-5500
Kent .....	(253) 856-5300	Yakima .....	(509) 575-6126
Mercer Island .....	(206) 236-5300		

---

\* Not all cities and counties (i.e., Wahkiakum County) have formal permit systems, although the cities listed above do. If a carrier wants to move a heavy or over dimensional load in other cities, the carrier should call the city hall of the city maintaining the highways for approval.

Note: This list was up-to-date at the time of printing, however telephone numbers are subject to change.







# Alcohol Misuse and Substance Abuse Testing

(49 CFR, Part 382)

Under the Uniform Commercial Driver's Act, operating a commercial motor vehicle within Washington State with a controlled substance in your system is illegal.

## Safety Sensitive Functions

Under federal regulations (49 CFR, Part 382), you may not perform any safety sensitive functions while:

- Using alcohol.
- Having a breath alcohol concentration of 0.04 percent or greater.
- Within four hours after using alcohol.
- Post-accident alcohol test — alcohol use prohibited until post-accident test completed or eight hours has elapsed.
- Refusing to submit to alcohol test.

Safety sensitive functions are defined in 49 CFR, Part 382.107 as follows:

- Time at a carrier or shipper plant, terminal facility, or other property, waiting to be dispatched.
- Time inspecting equipment as required by 49 CFR, 392.7 and 392.8, or otherwise inspecting, servicing, or conditioning a commercial motor vehicle.
- Time spent in or on any commercial vehicle. You may use the sleeper berth.
- Time spent loading or unloading a vehicle, supervising or assisting in the loading or unloading, attending a vehicle being loaded or unloaded, remaining in readiness to operate the vehicle, or in giving or receiving receipts for shipments loaded or unloaded.
- Time spent performing driver requirements relating to accidents.
- Time spent repairing, obtaining assistance, or remaining in attendance upon a disabled vehicle.

Alcohol tests are *required* for the following:

- Post Accident — conducted after accidents on those drivers whose performance could have contributed to the accident and for all fatal accidents.
- Reasonable Suspicion — conducted when a trained supervisor or company official observes behavior or appearance that is characteristic of alcohol misuse.
- Random — conducted on a random, unannounced basis just before, during, or just after the performance of safety sensitive functions.
- Return to Duty and Follow-Up — conducted when an individual who has violated the prohibited alcohol conduct standards returns to performing safety sensitive duties. Follow-up tests are unannounced and at least six test must be conducted in the first 12 months after a driver returns to duty. Follow-up testing may last up to 60 months after returning to duty.

*Note: Rules no longer require pre-employment alcohol testing, but they also do not prevent the employer from doing so.*

## Random Testing for Alcohol:

- Must be conducted just before, during, or just after a driver's performance of safety sensitive duties.
- The driver is randomly selected for testing - usually from a 'pool' of drivers subject to testing.
- Tests are unannounced and are with unpredictable frequency throughout the year.
- Each year, the number of random tests conducted by the employer must equal at least 10% of all the safety sensitive drivers.
- Must be done using evidential breath testing devices approved by the National Highway Traffic Safety Administration (NHTSA).
- Two breath tests are required to determine if a person has a prohibited alcohol concentration. A screening test is conducted first. Any result less than 0.02 alcohol concentration is considered a 'negative' test. If the alcohol concentration is greater than 0.02, but less than 0.04 (24 hours off), if greater than 0.04, a second confirmation test is conducted.
- The driver and the individual conducting the breath test complete the alcohol testing form to ensure that the results are properly recorded.
- Confirmation test results determine actions taken.
- Employers are responsible for implementing and conducting the testing programs. They may do this using their own employees, contract services, or by joining together in a consortium that provides services to all member companies.

## Consequences of Alcohol Misuse Are:

- If you engage in prohibited alcohol conduct you must be immediately removed from safety sensitive functions.
- You cannot return to safety sensitive duties until you have been evaluated by a substance abuse professional and complied with any treatment recommendations.
- If you have alcohol in your system (defined as greater than 0.02 but less than 0.04) when tested, you must be removed from safety sensitive functions for 24 hours.
- RCW 45.25.110 states:
  - You may not drive, operate, or be in physical control of a commercial motor vehicle while having alcohol in your system.
  - Law enforcement must place you out-of-service for 24 hours when you drive, operate, or are in physical control of a commercial motor vehicle while having alcohol in your system.
- RCW 46.25.120 states:
  - That if you operate a commercial motor vehicle within Washington, you have given consent, subject to RCW 46.61.506, to take a test or tests of your blood or breath for the purpose of determining your alcohol concentration or the presence of other controlled substances.
- Employers must provide detailed information about alcohol misuse, the employer's policy, the testing requirements, and how and where drivers can get help for alcohol misuse.
- Supervisors of safety-sensitive drivers must attend at least one hour of training on alcohol misuse symptoms and indicators used in making determinations for reasonable suspicion testing.
- The employer is not required to provide rehabilitation, pay for treatment, or reinstate the driver in his or her safety sensitive position.
- Driver alcohol testing records are confidential.

## Rules Relating to Controlled Substances

Controlled substance testing rules have been in effect since November 1988 for interstate drivers. The WUTC adopted the controlled substance rules for Washington intrastate drivers in June and July of 1994. The Federal Highway Administration's (FHWA) new rules related to controlled substance testing split samples became effective on August 15, 1994.

Controlled substance testing rules cover the same drivers as alcohol testing rules.

### Types of Tests Required:

- Pre-employment.
- Random.
- Reasonable suspicion.
- Return to duty.
- Post-accident.
- Follow-up.

Controlled substance testing is conducted by analyzing a driver's urine specimen. The driver provides a urine specimen in a location that affords privacy and the 'collector' seals and labels the specimen, completes a chain of custody document, and prepares the specimen and accompanying paperwork for shipment to a controlled substance testing lab.

Analysis is performed at laboratories certified and monitored by the U.S. Department of Health and Human Services (DHHS). There are over 90 DHHS labs located throughout the United States. A list of DHHS approved labs is published monthly in the *Federal Register*.

### Specimens Analyzed

Specimens are analyzed for the following controlled substances:

- Marijuana (THC metabolite).
- Cocaine.
- Amphetamines.
- Opiates (including heroin).
- Phencyclidine (PCP).

All controlled substance test results are reviewed and interpreted by a Medical Review Officer (MRO) before they are reported to the employer.

Controlled substance rules prohibit any unauthorized use of the controlled substances. Illegal use of controlled substances by safety sensitive drivers is prohibited on or off duty. The FHWA has some additional rules that prohibit use of legally prescribed controlled substances by safety sensitive drivers while involved in interstate commerce.

### Consequences of a Positive Controlled Substance Test:

- A driver must be removed from safety sensitive duty.
- A driver cannot be returned to safety sensitive duties until he/she has been evaluated by a substance abuse professional or medical review officer, has complied with recommended rehabilitation, and has a negative result on a return-to-duty controlled substance test.
- Follow-up testing to monitor the driver's abstinence from controlled substance use may be required.

## Random Testing:

- Employers are responsible for conducting random, unannounced controlled substance tests.
- At least 50% of safety sensitive drivers must be tested each year.
- Once notified of selection for testing, a driver must proceed to a collection site to accomplish the urine specimen collection.

Other provisions of Part 382 include the requirement for employers to provide information on controlled substance use and treatment resources to safety sensitive drivers. All supervisors and officials of businesses with safety sensitive drivers must attend at least one hour of training on the signs and symptoms of controlled substance abuse and another 60 minutes of training on alcohol misuse. Driver controlled substance testing results and records are confidential.

## Records Retention Requirements

Must maintain for **five** years:

- Alcohol test results indicating a Breath Alcohol Concentration (BAC) of 0.02 or greater.
- Verified positive controlled substance test results.
- Refusals to submit to required alcohol and controlled substance tests.
- Required calibration of Evidential Breath Testing (EBT) devices.
- Driver evaluation and referrals.
- Annual calendar year summary.
- Records related to alcohol/controlled substance testing program.

Must maintain for **two** years:

- Records related to the collection process and required training.

Must maintain for **one** year:

- Negative and canceled controlled substance test results.
- Alcohol test results indicating a BAC of less than 0.02.

Must maintain for **indefinite** period:

- Records related to training and education of BAT's, STT's, supervisors and drivers (while the person performs these functions and for an additional two years).

All records shall be maintained in a secure location with limited access, and shall be made available for inspection by authorized representatives of the Federal Highway Administration or state regulatory agencies.

All employers, including owner/operators, must provide educational materials that explain the requirements of Part 382 and the policies and procedures with respect to meeting the requirements. The employer must ensure that a copy of the materials is given to each driver. Each driver must sign a statement certifying that he/she has received a copy of the materials. The employer must keep the original signed statement, but may give the driver a copy.



# Terminal Survey Audit

A terminal survey audit is a comprehensive review of a motor carrier's compliance with all applicable federal and state safety regulations. This involves a review of the regulations with company management, review of documents relating to accidents, drivers and equipment, as well as inspection of equipment at the carrier's terminal.

Companies will receive a terminal safety audit for one of the following actions:

- Complaints.
- Accidents.
- When vehicles/drivers jump an out-of-service order.
- Critical safety violations for drivers and/or equipment identified from Safetynet.
- Hazardous materials violations.

Much of this information will come from Safetynet, a national database, where profiles and targeting methods are used to identify carriers with safety compliance problems.

## What Can a Carrier Expect When Contacted for a Terminal Safety Audit?

In most cases, an officer will contact the carrier official and make an appointment to do the terminal audit. Under some conditions (e.g., an accident, jumping an out-of-service order), officers may not make an appointment and just show up to do the safety audit. This will only happen in extreme cases.

When the officer arrives, he/she will meet with carrier management and review violation information. All information is input into a laptop computer during the audit. The officer will ask for the carrier's total mileage, review accident files and records, and figure the carrier's accident rate per million miles. An equipment list of all equipment operated by the carrier will be reviewed. Also, a review of the insurance policy, checking for proper liability limits and that each piece of equipment operated is covered.

Compliance with the following parts and subparts contained in the Code of Federal Regulations (CFR) will then be checked:

- **Part 382:**  
Controlled substance abuse and alcohol misuse and testing. (Applies to every person who operates a commercial motor vehicle in interstate or intrastate commerce and who is subject to commercial driver's license (CDL) requirements.)
- **Part 383:**  
Commercial Driver's License Standards.
- **Part 391:**  
Qualifications of Drivers.

- **Part 392:**  
Parts and Accessories Necessary for Safe Operations.
- **Part 395:**  
Hours of Service for Drivers. Washington Administrative Codes for certain driver's hours of service regulations.
- **Part 396:**  
Inspection, Repair and Maintenance.
- **Part 397:**  
Transportation of Hazardous Materials, Driving and Parking Rules.
- **Parts 100 through 177:**  
Hazardous Materials Regulations.

Officers will hold an exit interview with company officials to discuss any violations found, and they will recommend methods to correct any safety violations. Company management will be requested to submit a letter detailing remedial action if safety violations have been found. Companies will be rechecked at a future date to make sure compliance is obtained.



# Commercial Vehicle Safety Alliance

The Commercial Vehicle Safety Alliance (CVSA) is an international association of federal, state and provincial officials responsible for the administration and enforcement of motor carrier safety laws in the United States, Canada and Mexico. CVSA works to promote uniformity, compatibility, and reciprocity of commercial vehicle inspections and motor carrier safety enforcement activities in North America.

The North American Standard is a careful inspection of the CRITICAL items related to commercial motor vehicle safety. To the extent possible, Washington State CVSA qualified inspectors concentrate on those vehicle and driver items most often associated with accidents.

## Out-of-Service Criteria

The North American Commercial Vehicle Critical Safety Inspection Items and Out-of-Service Criteria, simply referred to as the "Out-of-Service Criteria," is a document under constant revision. It is published and updated annually by the Commercial Vehicle Safety Alliance and is identical to the Out-of-Service Criteria adhered to by the United States Department of Transportation and Canadian regulatory agencies.

## CVSA Decal Criteria

The North American Standard is the only inspection that will allow your vehicle to display a CVSA decal. To qualify for a decal, a vehicle must not have any violations of the items found on the North American Commercial Vehicle Critical Safety Inspection Items List.

The decal criteria apply only to the condition of the vehicle, not the driver. It is possible for a driver to be out-of-service and still have the vehicle(s) qualify for the decal.

If each vehicle, whether used singly or in a combination, passes the inspection, a current CVSA decal will be applied to the inspected vehicles. You may display only one CVSA decal per vehicle at a time.

## Placement of CVSA Decal

On power units, decals must be placed in the lower right corner of the outside surface of the passenger's windshield.



On any type of trailer, decals must be placed on the right side, at the lower right corner, as near the front as possible.

On passenger buses, decals must be placed on the right front corner post of the bus body directly below the right rear view mirror.

## Placing a Vehicle or Driver Out-of-Service

When a vehicle is placed out-of-service, it may not be moved under its own power to a place of repair. The following are two exceptions:

- Vehicles transporting hazardous materials that require placarding may be escorted to a repair facility or safe parking space.
- When the imminently hazardous condition is automatically removed by the disconnection of the power unit from a towed unit, the power unit may be moved. In these instances, the CVSA decal will not be issued.

Movement of a vehicle that has been placed out-of-service is punishable as a gross misdemeanor and will result in the loss of your CDL driving privileges.

There are four mechanical defect conditions which meet this criterion:

- Defective coupling mechanism on the power unit.
- Defective detachable wiring cable to the trailer plug.
- Defective emergency or service brake hoses, or tubing between tractor and trailer.
- A combination vehicle without front end structures or equivalent devices.

When a driver or vehicle is placed out-of-service, the carriers must be notified in the following cases:

- Vehicles transporting hazardous materials that require placarding or prohibit leaving the vehicle unattended.
- Vehicles transporting perishable commodities.
- Cargo tanks transporting commodities that require temperature control.
- Vehicles transporting livestock or other living creatures.
- When alcohol and/or controlled substance usage by the driver is suspected or confirmed.
- Vehicles transporting mail for the U.S. Postal Service (USPS). When vehicles or drivers of Highway Mail Carriers (HMC) are placed out-of-service, telephone notice of the out-of-service action shall be given to both the USPS and the HMC. The USPS manuals require a driver who is delayed en route to contact postal personnel at the location of his/her scheduled stop. The driver can supply this information to the inspector.

In all contacts with the carrier, they will be advised that responsibility for protection of the vehicle, its cargo, accessories, and contents rests solely with the carrier. In driver out-of-service actions, the carrier should be informed that action does not prohibit the driver from remaining on duty with the vehicle, rather, the action prohibits the driver from driving a vehicle until he/she has met the requirements of the specified section found to be in violation.





# Motor Carriers Operating for Hire

## Registered Carriers – Single State Registration System (SSRS)

(WAC 480-14-300 and WAC 480-15-900)

Interstate carriers operating under the authority of the Interstate Commerce Commission (ICC) or the U.S. Department of Transportation, Federal Highway Administration (FHWA) – its successor agency – are known as “MC” carriers.

The Single State Registration System (SSRS) program, created to succeed the “bingo card” program administered by the ICC, is a base-state system whereby a MC carrier registers its interstate operating authority with and provides proof of insurance to one state (a base-state) instead of multiple states.

Under the SSRS program, MC carriers whose principal place of business is in Washington State must register with the Washington Utilities and Transportation Commission (WUTC). The registration must be renewed annually.

This type of carrier must:

- Have secured valid insurance.
- Be registered with a base state.
- Carry a legible receipt showing base state registration.
- Present the receipt for inspection by law enforcement agents.

Carriers registering with their base state pays the state of Washington \$10 per vehicle for each vehicle operated in this state.

Each vehicle must display a current SSRS receipt (single state registration). Note: Carrier may display either an original or copy of a receipt. The receipts issued by each state participating are slightly different, but all contain the same basic information:

- Name and address of the state and agency issuing the receipt.
- Name and address of the carrier to whom the receipt is issued.
- The effective date of the receipt.
- The expiration date of the receipt.
- A list of the states in which the carrier has paid fees to operate.

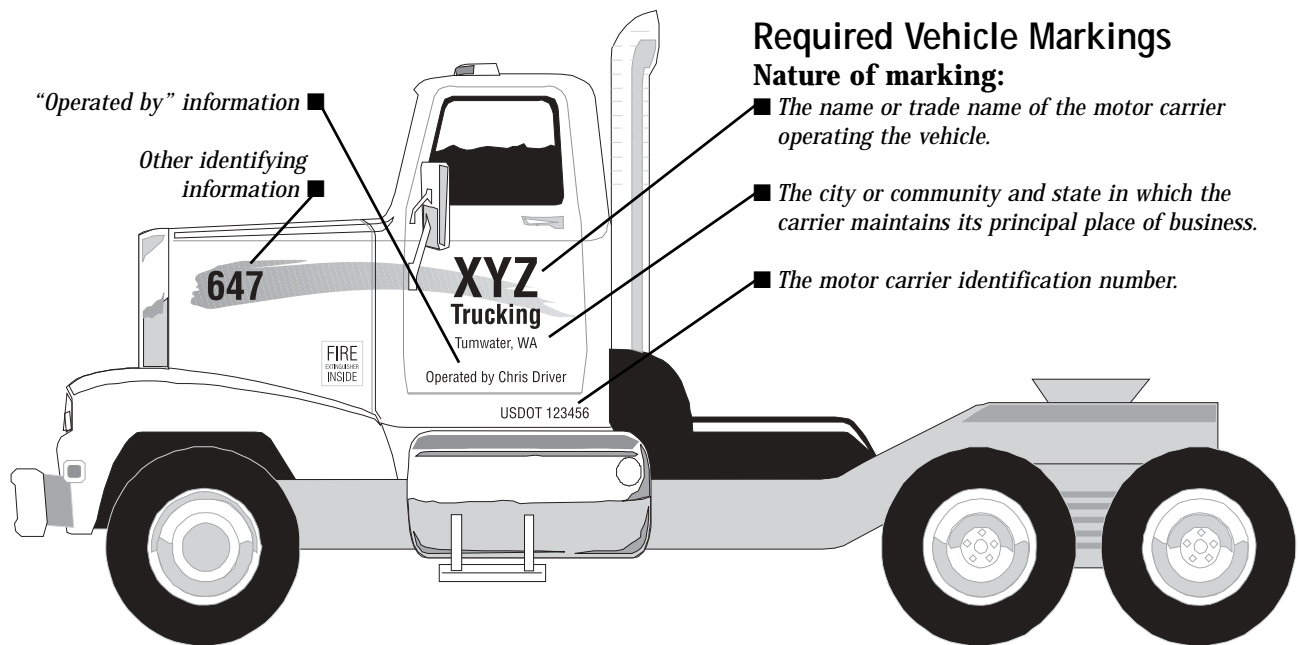
# Registered Exempt Carriers

(WAC 480-14-320 and WAC 480-15-900)

Interstate motor carriers transporting commodities exempt from the Federal MC operating authority requirements must register with the WUTC and file proof of insurance. Registered exempt carriers are issued a registration receipt that contains the same information as the receipt issued to MC carriers under the SSRS Program, but only reflects Washington State operations. The registration must be renewed annually.

To determine your WUTC interstate registration status, use the following table:

Is your vehicle operating for hire?	NO	No WUTC registration is needed	
	YES		
Is your vehicle subject to regulation, (not exempt or private)?	NO	No WUTC registration is needed	
	YES		
Are you hauling <i>interstate</i> ?	YES	Must display an SSRS receipt if an MC number is used or if you are hauling regulated materials	OR Must display an exempt registration receipt if hauling only exempt commodities
Are you hauling <i>intrastate</i> ?	YES	Carrier must display a WUTC permit	



## Required Vehicle Markings

### Interstate For-Hire Carriers – 49 CFR 390.21 Marking of Commercial Motor Vehicles

(a) **General.** Every self-propelled commercial motor vehicle operated in interstate commerce and subject to the rules of subchapter B of this chapter must be marked as specified in paragraphs (b), (c) and (d) of this section. Self-propelled commercial motor vehicles operated by for-hire motor carriers under authority issued by the Federal Highway Administration (FHWA) may meet the requirements of this section by complying with the marking requirements set forth in 49 CFR section 365-378.

(b) **Nature of marking.** The marking must display the following information:

1. The legal name or a single trade name of the motor carrier operating the self-propelled commercial motor vehicle, as listed on the motor carrier identification report (Form MCS-150) and submitted in accordance with Part 390.19.
2. The motor carrier identification number issued by the FMCSA, preceded by the letters "USDOT."
3. If the name of any person other than the operating carrier appears on the CMB, the name of the operating carrier must be followed by the information required by paragraphs (b)(1) and (2) of this section, and be preceded by the words "operated by."
4. Other identifying information may be displayed on the vehicle if it is not inconsistent with the information required by this paragraph.
5. Each motor carrier shall meet the following requirements pertaining to its operation:
  - i. All commercial motor vehicles that are part of a motor carrier's existing fleet on July 3, 2000, and which are marked with an ICCMC number must come into compliance with paragraph (b)(2) of this section by July 3, 2002.
  - ii. All CMVs that are part of a motor carrier's existing fleet on July 3, 2000, and which are not marked with the legal name or a single trade name on both sides of their commercial motor vehicles, as shown on the Motor Carrier Identification Report, Form MCS-150, must come into compliance with paragraph (b)(1) of this section by July 5, 2005.

- iii. All commercial motor vehicles added to a motor carrier's fleet on or after July 3, 2000, must meet the requirements of this section before being put into service and operating on public ways.

(c) **Size, shape, location, and color of marking.** The marking must:

1. Appear on both sides of the self-propelled commercial motor vehicle.
2. Be in letters that contrast sharply in color with the background on which the letters are placed.
3. Be readily legible, during daylight hours, from a distance of 50 feet while the commercial motor vehicle is stationary.
4. Be kept and maintained in a manner that retains the legibility required by paragraph (c) (3) of this section.

(d) Construction and durability. The markings may be painted on the commercial motor vehicle or may consist of a removable device, if that device meets the identification and legibility requirements of this section, and such markings shall be maintained in such a manner as to remain legible as required by this section.

(e) Rented commercial motor vehicles. A motor carrier operating in a self-propelled commercial motor vehicle under a rental agreement having a term not in excess of 30 calendar days may meet the requirements of this section in either one of two ways:

1. The commercial motor vehicle is marked in accordance with the provisions of paragraphs (b) through (d) of this section, or
2. The commercial motor vehicle is marked as set forth below:
  - i. The name or trade name of the lessor is displayed in accordance with paragraphs (c) and (d) of this section;
  - ii. The city or community and state (name abbreviated), in which the lessor maintains its principal place of business or in which the commercial motor vehicle is customarily based is displayed in accordance with paragraphs (c) and (d) of this section;
  - iii. The lessor's identification number, issued by the FHWA, preceded by the letters "USDOT" is displayed in accordance with paragraphs (c) and (d) of this section; and
  - iv. The rental agreement entered into by the lessor and renting motor carrier conspicuously contains the following information:
    - a. The name and complete physical address of the principal place of business of the renting motor carrier;
    - b. The identification number issued to the renting motor carrier by the Federal Highway Administration, preceded by the letters "USDOT," if the motor carrier has been issued such a number. In lieu of the identification number required in this paragraph, the following may be shown:
      - Information which will indicate if the motor carrier is engaged in "interstate" or "intrastate" commerce.
      - Information which will indicate if the renting motor carrier is transporting hazardous materials in the rented commercial motor vehicle.
    - c. The sentence, "*This lessor cooperates with all federal, state, and local law enforcement officials nationwide to provide the identity of the customers who operate this rental commercial motor vehicle.*"
  - v. The rental agreement entered into by the lessor and the renting motor carrier is carried on the rental commercial motor vehicle during the full term of the rental agreement.

# Intrastate For-Hire Carriers

(RCW 81.80.305)

## Markings Required

1. All motor vehicles other than those exempt under subsection (2) of this section, must display a permanent marking identifying the name or number, or both, on each side of the power unit. For a motor vehicle that is a common or contract carrier under permit by the WUTC as described in subsection (3) (a), a private carrier under subsection (4), or a leased carrier as described in subsection (5) of this section, any required identification that is added, modified, or renewed after September 1, 1991, must be displayed on the driver and passenger doors of the power unit. The identification must be in a clearly legible style with letters no less than three inches high and in a color contrasting with the surrounding body panel.
2. This section does not apply to (a) vehicles exempt under RCW 81.80.040, and (b) vehicles operated by private carrier that singly or in combination are less than thirty-six thousand pounds gross vehicle weight.
3. If the motor vehicle is operated as:
  - a. A common or contract carrier under a permit by the WUTC, the identification must contain the name of the permittee, or business name, and the permit number, or
  - b. A common or contract carrier holding both intrastate and interstate authority, the identification may be either the MC certificate number or WUTC permit number.
4. If the motor vehicle is a private carrier, the identification must contain the name and address of either the business operating the vehicle or the registered owner.
5. If the motor vehicle is operated under lease, the vehicle must display either permanent markings or placards on the driver and passenger doors of the power unit. A motor vehicle under lease
  - a. That is operated as a common or contract carrier under permit by the commission must display identification as provided in subsection (3) (a) of this section, and
  - b. That is operated as a private carrier must display identification as provided in subsection (4) of this section.

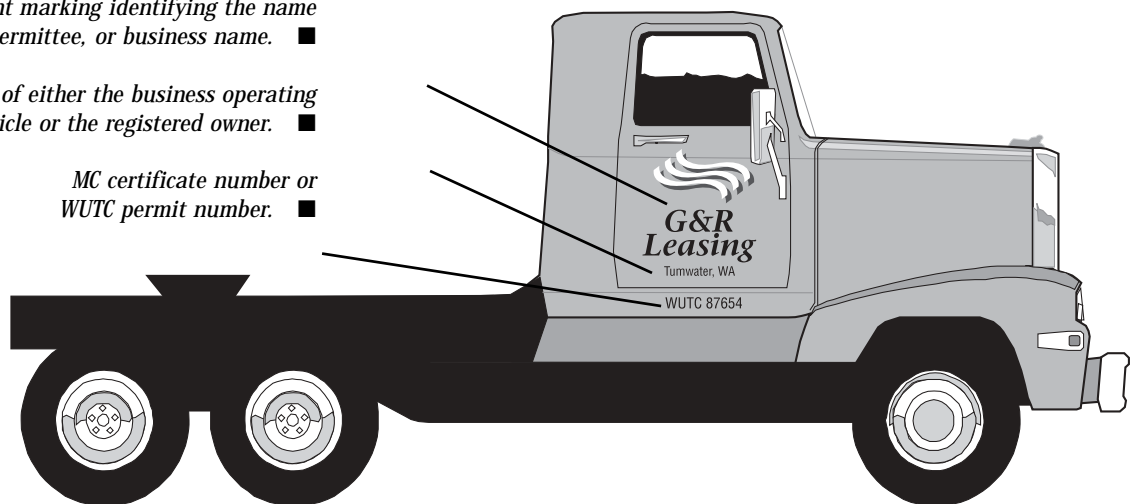
## Intrastate Markings Required

*Must be displayed on the driver and passenger doors*

*Permanent marking identifying the name of the permittee, or business name. ■*

*Address of either the business operating the vehicle or the registered owner. ■*

*MC certificate number or WUTC permit number. ■*



# Insurance Filing Requirements - WUTC Carriers

## Intrastate

Motor carriers of property, for-hire carriers of passenger and solid waste collection companies must have a minimum amount of liability and property damage insurance. See *Permit/Certificate Requirements*.

- You are required to have an insurance company file evidence of liability and property damage insurance. The insurance filed must be written by a company authorized to conduct business in the state of Washington.
- If you fail to file and keep insurance in full force and effect, you will not be allowed to apply for a WUTC permit or if you have a permit, it will be canceled.
- You must submit your evidence of insurance on a uniform motor carrier bodily injury and property damage liability certificate of insurance (Form E).

If you are a motor carrier of property operating a commercial motor vehicle in interstate or foreign commerce, you must have a minimum amount of insurance as prescribed by 49 CFR, Part 387. You must have proof of insurance of the minimum level of insurance at your company's principal place of business and you must file proof of insurance with your Single State Registration System (SSRS) or exempt registration.

Private carriers operating in Washington intrastate commerce are not required to file insurance with the Washington Utilities Commission. You must, however, comply with the insurance limits contained in Title 46 RCW.

Proof of insurance for interstate carriers can be any of the following:

- Endorsement(s) for Motor Carrier Policies of Insurance for Public Liability under Sections 29 and 30 of the Motor Carrier Act of 1980 (Form MCS-90) issued by an insurer(s).
- Endorsement(s) for Motor Carrier Policies of Insurance for Public Liability under Section 18 of the Bus Regulatory Reform Act of 1982 (Form MCS-90B) issued by an insurer(s).
- A Motor Carrier Surety Bond for Public Liability Under Sections 29 and 30 of the Motor Carrier Act of 1980 (Form MC-82) issued by a surety.
- A Motor Carrier Public Liability Surety Bond Under Section 18 of the Bus Regulatory Reform Act of 1982 (Form MCS-82B) issued by a surety.
- A written decision, order, or authorization of the Federal Highway Administration (FHWA) authorizing the motor carrier to self-insure under 49 CFR, Part 1043.5.

## Permit/Certificate Requirements – WUTC Carriers

Property and passenger carriers who provide transportation services, by motor vehicle, over the public highways, for compensation, in the state of Washington, must obtain a permit or certificate from the WUTC.

## Intrastate Carriers Transporting Passengers

**Charter Bus Operations** are defined as transporting a group of persons for compensation who as a group have a common purpose or are under a single contract and have acquired the use of a motor vehicle to travel together to a specific destination or for a particular itinerary. The vehicle used must have seating capacity for seven or more persons excluding the driver. 480-40 WAC

- Certificate issued to any qualifying applicant who submits application, fees, proof of insurance, completes a safety questionnaire, and has vehicles inspected.
- Application fee is \$150.
- Annual regulatory fee \$11 per vehicle.
- No rate regulation.
- Driver and equipment safety compliance audits performed by the WUTC.
- Minimum public liability and property damage insurance:
  - a. Vehicles 16 passenger or less – \$1,000,000 combined single limit (CSL).
  - b. Vehicles more than 16 passengers – \$5,000,000 CSL.

**Excursion Bus Operations** are defined as transporting persons for compensation from points of origin within a city, town or area to another location within the state and returning to that same point of origin (no passengers are picked up or dropped off during the trip). Compensation is charged for on an individual fare basis. The vehicle used must have seating capacity for seven or more persons excluding the driver. 480-40 WAC

- Certificate issued to any qualifying applicant who submits application, fees, proof of insurance, completes a safety questionnaire, and has vehicles inspected.
- Application fee is \$150.
- Annual regulatory fee \$11 per vehicle.
- No rate regulation.
- Driver and equipment safety compliance audits performed by the WUTC.
- Minimum public liability and property damage insurance:
  - a. Vehicles 16 passenger or less – \$1,000,000 combined single limit (CSL).
  - b. Vehicles more than 16 passengers – \$5,000,000 CSL.

**Auto Transportation Companies** (Regular Route/Airporter Bus Services) are defined as transporting persons for compensation between fixed points, or over a regular route. 480-30 WAC

- Certificates are issued under public convenience and necessity standard. Applicant must prove there is an unmet need for service.
- Permanent authority application is \$150.
- Company filed tariffs and schedules. Rates and charges subject to WUTC approval.
- Annual regulatory fee based on percentage of revenue – paid with annual report.
- Driver and equipment safety compliance audits performed by the WUTC.
- Minimum public liability and property damage insurance:
  - a. Vehicles 16 passengers or less - \$300,000 CSL.
  - b. Vehicles more than 16 passengers – \$500,000 CSL.

*Note: The requirements listed above for “passenger carriers” do not apply if you are transporting passengers wholly within an incorporated city; operating as a taxicab; operating a hotel or school bus; commuter ride sharing; or transporting persons without compensation.*

**Private non-profit transportation providers** are defined as non-profit corporations that provide transportation services for compensation solely to persons with special transportation needs. Special transportation needs means persons, including attendants, who because of a disability, income, or age, are unable to transport themselves or purchase appropriate transportation. 480-31 WAC

- Certificate issued to any qualifying applicant who submits application, fees, proof of insurance, completes a safety questionnaire.
- Application fee is \$50.
- Annual regulatory fee \$10 per vehicle – paid with annual report.
- Driver and equipment safety compliance audits performed by the WUTC.
- Minimum public liability and property damage insurance:
  - a. Vehicles less than 16 passenger capacity, including the driver – \$300,000 CSL.
  - b. Vehicles more than 16 passengers, including the driver – \$1,000,000 CSL.

## Intrastate Carriers Transporting Property/Solid Waste Collection Companies

**General Commodities Carriers** are defined as transporting all types of goods or property, excluding residential household goods. 480-14 WAC

- Permit is issued to any applicant who submits application, fees, proof of insurance, completes a safety questionnaire.
- Application fee is \$275 for new entrants and \$100 for extension.
- Annual regulatory fee based on per vehicle or percentage of revenue – paid with annual report.
- Driver and equipment safety compliance audits performed by the WSP.
- Vehicles under 10,000 GVWR – Property (non-hazardous) - \$300,000 CSL.
- Vehicles over 10,000 GVWR – Property (non-hazardous) – \$750,000 CSL.
- Hazardous substances, as defined in 49 CFR 171.8 transported in cargo tanks, portable tanks, on hopper-type vehicles with capacities in excess of 3,500 water gallons; or in bulk, poison gas, liquefied compressed gas or compressed gas; or highway route controlled quantity of radioactive materials – \$5,000,000 CSL.
- Oil, hazardous waste, hazardous materials and hazardous substances defined in 49 CFR, Part 171.8 and listed in 49 CFR, Part 172.101 not listed above – \$1,000,000 CSL.

**Household Goods Movers** are defined as transporting items used or to be used in a household, when part of a household, between residences or between a residence and a storage facility. 480-15 WAC

- Application fee is \$250 for temporary authority and \$550 for permanent authority. New entrants must apply for both temporary and permanent authority. Operations under temporary will be used in determining if permanent authority should be granted.
- Must have cargo insurance – \$10,000 for household goods transported in vehicles less than 10,000 GVWR and \$20,000 for household goods transported in vehicles with 10,000 GVWR or more.
- WUTC publishes tariff of rates and charges that must be followed.
- Annual regulatory fee based on percentage of revenue – paid with annual report.
- Driver and equipment safety compliance audits performed by the WUTC.
- Minimum public liability and property damage insurance for household goods movers is the same as above for General Commodities Carriers.



**Freight Brokers.** Freight brokering operations are defined as arranging for the transportation of general commodities or household goods by motor carriers. 480-12 WAC

- Registration fee is \$25.
- Intrastate Broker must file a \$10,000 bond.
- Interstate Broker must file a copy of their FHWA operating authority and broker bond.

**Solid Waste Collection Companies** are defined as those carriers who transport for compensation, garbage, refuse, or biohazardous or biomedical waste for collection and/or disposal. Solid waste also includes residential source-separated recyclable materials. 480-70 WAC

- "Garbage" or "refuse" means animal or vegetable waste, scrap, waste materials, discarded articles, rubbish, debris, worthless or discarded materials.
- "Biohazardous or biomedical waste" means untreated solid waste including human body fluids, cultures, disease waste and sharps.
- Certificates are issued under public convenience and necessity standard. Applicant must prove there is an unmet need for service.
- Permanent authority application fee is \$150, temporary authority \$35.
- Company filed tariffs, rates and charges subject to WUTC approval.
- Annual regulatory fee based on percentage of revenue – paid with annual report.
- Driver and equipment safety compliance audits performed by WUTC.
- Minimum public liability and property damage insurance – \$750,000 combined single limit.





## Do I Need A Commercial Driver's License?

There are three types of Commercial Driver's Licenses:

- Class A
- Class B
- Class C

To see if you need a Commercial Driver's License, follow the shaded area in the chart:

Is the manufacturer's weight rating of your trailer 10,001 pounds or more?	YES, and	Is the manufacturer's weight rating of your combination 26,001 pounds or more?	If so,	You need a CDL Class <b>A</b> license
Is the manufacturer's weight rating of your <i>single</i> vehicle 26,001 pounds or more (includes all buses)?			YES, then	You need a CDL Class <b>B</b> license
Is your vehicle designed to carry 16 or more persons including the driver?			YES, then	You need a CDL Class <b>C</b> license
Is your vehicle a public school bus with a GVWR or registered weight <i>under</i> 26,001 pounds, regardless of passenger capacity?			YES, then	You need a CDL Class <b>C</b> license
Does your vehicle <i>under</i> 26,001 pounds carry placarded hazardous materials?			YES, then	You need a CDL Class <b>C</b> license
If the vehicle you are driving <i>DOES NOT</i> meet any of the above conditions			THEN	You <i>DO NOT</i> need a CDL license



## Non-Metric Tire Conversion Chart

Legal Tire Weights: 500/**600** pounds per inch of tire width

*\*Steer axle tires remain at 600 pounds per inch of tire width*

TIRE SIZE	Single Tire Capacity		Two Tire Capacity		Four Tire Capacity	
8:25	4125	<b>4950</b>	8250	<b>9900</b>	16500	<b>19800</b>
9:00	4500	<b>5400</b>	9000	<b>10800</b>	18000	<b>21600</b>
10:00	5000	<b>6000</b>	10000	<b>12000</b>	20000	<b>24000</b>
11:00	5500	<b>6600</b>	11000	<b>13200</b>	22000	<b>26400</b>
12:00	6000	<b>7200</b>	12000	<b>14400</b>	24000	<b>28800</b>
13:00	6500	<b>7800</b>	13000	<b>15600</b>	26000	<b>31200</b>
14:00	7000	<b>8400</b>	14000	<b>16800</b>	28000	<b>33600</b>
15:00	7500	<b>9000</b>	15000	<b>18000</b>	30000	<b>36000</b>
16:00	8000	<b>9600</b>	16000	<b>19200</b>	32000	<b>38400</b>
18:00	9000	<b>10800</b>	18000	<b>21600</b>	36000	<b>43200</b>

*Caution: Actual vehicle carrying capacity is determined by the tire size as well as axle spacings and Gross Vehicle Weight. See Appendix 4, Weight Table, for additional information.*



## Metric Tire Conversion Chart

Legal Tire Weights Metric Dimensions:  
 .03937 x the metric tire size x 500/**600\***

Tire Size	Single Tire Axles	
	500 lbs	<b>600 lbs</b>
135	5311	<b>6372</b>
145	5710	<b>6852</b>
155	6100	<b>7320</b>
165	6500	<b>7800</b>
175	6890	<b>8268</b>
180	7090	<b>8508</b>
185	7280	<b>8736</b>
190	7480	<b>8976</b>
195	7680	<b>9216</b>
200	7870	<b>9440</b>
205	8070	<b>9684</b>
215	8460	<b>10152</b>
220	8660	<b>10392</b>

Tire Size	Single Tire Axles	
	500 lbs	<b>600 lbs</b>
225	8860	<b>10632</b>
235	9250	<b>11100</b>
240	9450	<b>11340</b>
245	9650	<b>11580</b>
255	10040	<b>12048</b>
275	10830	<b>12996</b>
280	11020	<b>13224</b>
285	11220	<b>13464</b>
295	11610	<b>13932</b>
315	12400	<b>14880</b>
365	14370	<b>17244</b>
385	15150	<b>18180</b>
425	16730	<b>20076</b>

*Conversion Factor: Multiply millimeters by .03937 or divide millimeters by 25.4. Round off to hundredths of an inch.*

# Appendix 4



## Weight Table

Feet	2 Axle	3 Axle	4 Axle	5 Axle	6 Axle	7 Axle	8 Axle	9 Axle
4	34,000							
5	34,000							
6	34,000							
7	34,000							
8 & Less	34,000	34,000						
over 8	38,000	42,000						
9	39,000	42,500						
10	40,000	43,500						
11		44,000						
12		45,000	50,000					
13		45,500	50,500					
14		46,500	51,500					
15		47,000	52,000					
16		48,000	52,500	58,000				
17		48,500	53,500	58,500				
18		49,500	54,000	59,000				
19		50,000	54,500	60,000				
20		51,000	55,500	60,500	66,000			
21		51,500	56,000	61,000	66,500			
22		52,500	56,500	61,500	67,000			
23		53,000	57,500	62,500	68,000			
24		54,000	58,000	63,000	68,500	74,000		
25		54,500	58,500	63,500	69,000	74,500		
26		55,500	59,500	64,000	69,500	75,000		
27		56,000	60,000	65,000	70,000	75,500		
28		57,000	60,500	65,500	71,000	76,500	82,000	
29		57,500	61,500	66,000	71,500	77,000	82,500	
30		58,500	62,000	66,500	72,000	77,500	83,000	
31		59,000	62,500	67,500	72,500	78,000	83,500	
32		60,000	63,500	68,000	73,000	78,500	84,500	90,000
33			64,000	68,500	74,000	79,000	85,000	90,500
34			64,500	69,000	74,500	80,000	85,500	91,000
35			65,500	70,000	75,000	80,500	86,000	91,500
36			66,000	70,500	75,500	81,000	86,500	92,000
37			66,500	71,000	76,000	81,500	87,000	93,000
38			67,500	71,500	77,000	82,000	87,500	93,500
39			68,000	72,500	77,500	82,500	88,500	94,000
40			68,500	73,000	78,000	83,500	89,000	94,500
41			69,500	73,500	78,500	84,000	89,500	95,000
42			70,000	74,000	79,000	84,500	90,000	95,500
43			70,500	75,000	80,000	85,000	90,500	96,000
44			71,500	75,500	80,500	85,500	91,000	96,500
45			72,000	76,000	81,000	86,000	91,500	97,500
46			72,500	76,500	81,500	87,000	92,500	98,000
47			73,500	77,500	82,000	87,500	93,000	98,500
48			74,000	78,000	83,000	88,000	93,500	99,000
49			74,500	78,500	83,500	88,500	94,000	99,500
50			75,500	79,000	84,000	89,000	94,500	100,000

## Appendix 4 (Continued)



### Weight Table

Feet	2 Axle	3 Axle	4 Axle	5 Axle	6 Axle	7 Axle	8 Axle	9 Axle
51			76,000	80,000	84,500	89,500	95,000	100,500
52			76,500	80,500	85,000	90,500	95,500	101,000
53			77,500	81,000	86,000	91,000	96,500	102,000
54			78,000	81,500	86,500	91,500	97,000	102,500
55			78,500	82,500	87,000	92,000	97,500	103,000
56			79,500	83,000	87,500	92,500	98,000	103,500
57			80,000	83,500	88,000	93,000	98,500	104,000
58				84,000	89,000	94,000	99,000	104,500
59				85,000	89,500	94,500	99,500	105,000
60				85,500	90,000	95,000	100,500	105,500
61				86,000	90,500	95,500	101,000	105,500
62				86,500	91,000	96,000	101,500	105,500
63				87,500	92,000	96,500	102,000	105,500
64				88,000	92,500	97,500	102,500	105,500
65				88,500	93,000	98,000	103,000	105,500
66				89,000	93,500	98,500	103,500	105,500
67				90,000	94,000	99,000	104,500	105,500
68				90,500	95,000	99,500	105,000	105,500
69				91,000	95,500	100,000	105,500	105,500
70				91,500	96,000	101,000	105,500	105,500
71				92,500	96,500	101,500	105,500	105,500
72				93,000	97,000	102,000	105,500	105,500
73				93,500	98,000	102,500	105,500	105,500
74				94,000	98,500	103,000	105,500	105,500
75				95,000	99,000	103,500	105,500	105,500
76				95,500	99,500	104,500	105,500	105,500
77				96,000	100,000	105,000	105,500	105,500
78				96,500	101,000	105,500	105,500	105,500
79				97,500	101,500	105,500	105,500	105,500
80				98,000	102,000	105,500	105,500	105,500
81				98,500	102,500	105,500	105,500	105,500
82				99,000	103,000	105,500	105,500	105,500
83				100,000	104,000	105,500	105,500	105,500
84					104,500	105,500	105,500	105,500
85					105,000	105,500	105,500	105,500
86 or more					105,500	105,500	105,500	105,500



## Penalty Formula for Overweight Vehicles

Calculating overweight penalties under RCW 46.44.105 is a three-step process.

### Step One

RCW 46.44.105(1)

The officer must determine whether the violation is the first, second, third or subsequent violation. The actual base penalty is found in the Washington Court Rules in the section on Infraction Rules for Limited Jurisdiction Courts (IRLJ) Rule 6.2 (d). The base penalty listed in the rule is multiplied by 90% to determine the Public Safety and Education Assessment (PSEA). The two amounts are added together for the first part of the total penalty.

**First Offense**      \$65.00 (base penalty) + \$58.00 (PSEA) = \$123.00

**Second Offense**    \$95.00 (base penalty) + \$85.00 (PSEA) = \$180.00

**Third Offense & Subsequent Offense**    \$110.00 (base penalty) + \$99.00 (PSEA) = \$209.00

### Step Two

RCW 46.44.105(2)

The second step involves determining the per pound overweight penalty. There are two per pound penalties (a flat dollar amount and a cent per pound amount) that must be added together to arrive at the total per pound penalty. For weights under 4,001 pounds, there is only the cents per pound amount penalty.

### Step Three

Add the amounts from **Step One** and **Step Two** for the **Total Penalty Due**.

<b>0 to 4,000 pounds</b>	\$0 + <b>3 cents a pound</b> for each pound overweight up to 4,000 pounds <i>(i.e., 4,000 pounds would be 4,000 pounds x 3¢ per pound = \$120.00)</i>
<b>4,001 to 10,000 pounds</b>	\$120.00 + <b>12 cents a pound</b> for each pound over 4,000 pounds <i>(i.e., 6,000 pounds would be \$120 + 2,000 pounds x 12¢ = \$360.00)</i>
<b>10,001 to 15,000 pounds</b>	\$840.00 + <b>16 cents a pound</b> for each pound over 10,000 <i>(i.e., 12,000 pounds would be \$840.00 + 2,000 pounds x 16¢ = \$1,160.00)</i>
<b>15,001 to 20,000 pounds</b>	\$1640.00 + <b>20 cents a pound</b> for each pound over 15,000 <i>(i.e., 17,000 pounds would be \$1640.00 + 2,000 pounds x 20¢ = \$2040.00)</i>
<b>20,001 or more pounds</b>	\$2640.00 + <b>30 cents a pound</b> for each pound over 20,000 <i>(i.e., 22,000 pounds would be \$2640.00 + 2,000 pounds x 30¢ = \$3240.00)</i>





# Table of Minimum Liability Insurance Requirements

**Trucks – over 10,000 pounds GVWR** non-hazardous materials:  
\$750,000 combined single limit (CSL)

**Trucks – under 10,000 pounds GVWR** – non-hazardous property:  
\$300,000

**Trucks – under 10,000 pounds GVWR** – hazardous property; any quantity of Class A or B explosives, any quantity of poison gas (Poison A), or highway route controlled quantity of radioactive materials as defined in 49 CFR 173.455:  
\$5,000,000

**Trucks – hazardous substances in bulk**, in vehicles with capacities exceeding 3,500 water gallons, explosives A or B (any quantity), poison gas (any quantity), liquefied compressed gas or compressed gas in bulk (containers exceeding 3,500 water gallons), or highway route controlled quantity radioactive materials:  
\$5,000,000 CSL

**Trucks – oil (49 CFR 172.101) hazardous waste**, hazardous materials and hazardous substances listed in 49 CFR 172.101, but not listed in the panel above:  
\$1,000,000 CSL

**Trucks – solid waste materials** (solid waste, garbage and/or refuse):  
\$100,000 each person; \$750,000 each accident or \$750,000 CSL

**Taxicabs – small parcels** (authority is restricted to only taxicabs as vehicles):  
\$100,000 each person; \$300,000 each accident; \$25,000 property damage

**Passenger Charter – 16 passengers or less** (excluding limousines) :  
\$100,000 each person; \$1,000,000 each accident

**Passenger Charter – 17 passengers or more** (excluding limousines):  
\$500,000 each accident; \$50,000 property damage

**Auto Transportation – 16 passengers or less** (other than passenger charter):  
\$100,000 each person, \$300,000 each accident

**Auto Transportation –17 passengers or more** (other than passenger charter):  
\$5,000,000 each accident; \$50,000 property damage

**Manufactured Home Transporter and Escort Vehicles:**  
\$100,000 each person; \$300,000 per accident; \$50,000 property damage

# Appendix 7



Washington State Department of Transportation - Motor Carrier Services

## Oversize/Overweight Vehicle Permit Application

A copy of the permit application is included at the back of the book.  
If you need additional copies, call (360) 704-6340.

**Washington State Department of Transportation**  
 Motor Carrier Services  
 P21 Lakemont Way SW  
 Box 4107  
 Olympia, WA 98504-7367

**Oversize/Overweight Vehicle Permit Application**  
 \*\*\* Same Day Service Not Guaranteed if Received After 4:30 PM \*\*\*

**NOTE: Permits MUST be legible, signed in colored ink (not black), and carried in permitted vehicle.**

Company Name	Street Address	City	State	Zip Code
Contact Name	Phone (With Area Code)	Fax (With Area Code)	Permit Start Date	Permit End Date
License Number	VIN Number	Make	Year	Base State
<b>DESCRIPTION OF NON-REDUCIBLE LOAD OR VEHICLE</b>				
Axle Spacing Report #	Tractor (# of Axles)	Semi-Trailer (# of Axles)	Gross Weight	Return Trip? <input type="checkbox"/> Yes <input type="checkbox"/> No
Transponder #	Truck (# of Axles)	Trailer (# of Axles)	Legal Weight Capacity Registered/Licensed Weight	
<b>Overweight Only:</b> Give axle spacing measured from center of axle to center of axle in feet and inches and number of tires per axle.				
Tire Size on Steer Axle	Lift Axle? <input type="checkbox"/> Yes <input type="checkbox"/> No	Which Axle?	Tire Size?	Self Steering? <input type="checkbox"/> Yes <input type="checkbox"/> No
Width	Height	Total Overall Length		
Trailer Length	Front Overhang	Rear Overhang		
Signature	Date			
Bankcard #	Expiration Date			
<b>FOR OFFICE USE ONLY</b>				
Date Issued	Permit No.	Amount		
Phone 360-704-6340 • Fax 360-704-6350				

DOT Form 560-021 EF  
Revised 10/2001



Department of Licensing

# Individual's Request for National Driver Register File Check

A copy of the file check is included at the back of the book.

		<b>INDIVIDUAL'S REQUEST FOR NATIONAL DRIVER REGISTER FILE CHECK</b> In accordance with the Federal Privacy Act of 1974 (Public Law 93-579)			
		<p>The National Driver Register (NDR) contains only a listing of names and related identification, provided by State driver licensing officials, of those drivers whose driver licenses have been cancelled, denied, revoked, or suspended or who have been convicted of certain serious traffic violations. The NDR does not contain a list of any other drivers. If you have not had a driver license cancelled, denied, revoked, or suspended or have not been convicted of serious traffic violations, you would not be listed in the NDR. Every individual is entitled, however, to request a check of the NDR records to determine whether they appear on the NDR file. The NDR will respond to every valid NDR inquiry.</p> <p>The record content for those persons who are listed in the NDR files is limited to identification of the state(s) which have taken action to cancel, deny, revoke, or suspend or have records of conviction of serious traffic violations. Any specific information about the driver history, or a request for the entire driver history, may be obtained only from the state(s) where the detailed information is recorded. The state(s) maintaining records are the (only) contacts able to correct records in error, and the NDR will correct its pointer records when so advised by a state indicating that a report previously made to the NDR is in error.</p> <p>If the NDR has a record on you, the full record will be copied and sent to you including any older records which may have contained a reason for license cancellation, denial, revocation, or suspension. In addition, if such information has been disclosed by the NDR, the recipient of the information will also be identified.</p> <p>The name and address of the State driver licensing official will be provided for each State listed as having reported information on you to the NDR.</p>			
Please type or print plainly. Inquiries that cannot be read cannot be processed.					
<b>DRIVER INFORMATION</b>					
FULL LEGAL NAME (First, Middle and Last)					
OTHER NAMES USED (Middle, Prior Name, Nickname, Pseudonym, Name, etc.)					
MAILING ADDRESS				HOME TELEPHONE—Optional (   )	
CITY		STATE	ZIP CODE		WORK TELEPHONE—Optional (   )
DRIVER LICENSE NUMBER			ISSUING STATE		SOCIAL SECURITY NUMBER
BIRTH DATE (Month, Day, Year)		SEX	EYE COLOR	HEIGHT	WEIGHT
DRIVERS SIGNATURE (Please read reverse side before signing) <b>X</b>					DATE
<b>NOTARIZATION. REQUIRED ONLY IF THE NDR FILE CHECK REQUEST IS NOT MADE IN PERSON.</b>					
State of Washington County of _____  Signed or attested before me on _____ by _____  (SEAL OR STAMP)  My appointment expires _____					
<b>OFFICIAL USE ONLY</b>					
DATE RECEIVED	DATE SENT	TYPE OF IDENTIFICATION			
		<input type="checkbox"/> Valid photo driver license <input type="checkbox"/> State issued photo ID <input type="checkbox"/> Birth Certificate <input type="checkbox"/> Valid Passport <input type="checkbox"/> Valid Military ID <input type="checkbox"/> Military discharge papers <input type="checkbox"/> Other			
FIRST NAME OF EMPLOYEE VERIFYING APPLICANT IDENTIFICATION		SIGNATURE OF EMPLOYEE VERIFYING APPLICANT IDENTIFICATION		DATE	
		<b>X</b>			

FD-203 (Rev. 10-19-90) (Instructions for Users) SEE FD-203-REV-10/90/STANDARD DRIVERS 1 of 3



# Western United States and Canadian Jurisdictional Agencies

Registration/Fuel Tax/Authority/Oversize & Weight

## Washington

Registration: ..... (360) 664-1858  
 Fuel Permits: ..... (360) 664-1858  
 Size/Weight: ..... (360) 704-6340

## California

Registration: ..... (916) 657-7971  
 Fuel Permits: ..... (916) 322-2010  
 Size/Weight: ..... North (916) 322-1297  
   South (909) 383-4637

## Colorado

Registration: ..... (303) 205-5602  
 Fuel Permits: ..... (303) 205-5602  
 Size/Weight: ..... (303) 757-9539

## Idaho

Registration: ..... (208) 334-8611  
 Fuel Permits: ..... (208) 334-7834  
 Size/Weight: ..... (208) 334-8420

## Montana

Registration: ..... (406) 444-6130  
 Fuel Permits: ..... (406) 444-6130  
 Size/Weight: ..... (406) 444-6130

## Nevada

Registration: ..... (775) 684-4711 Ext. 1  
 Fuel Permits: ..... (775) 684-4711 Ext. 2  
 Size/Weight: ..... (775) 684-4711 Ext. 1

## Oregon

Registration: ..... (503) 299-9999  
 Fuel Permits: ..... (503) 313-0000  
 Size/Weight: ..... (503) 373-0000 Option 1

## Utah

Registration: ..... (801) 965-4508  
 Fuel Permits: ..... (801) 965-4508  
 Size/Weight: ..... (801) 965-4508

## Wyoming

Registration: ..... (307) 777-4829  
 Fuel Permits: ..... (307) 777-4829  
 Size/Weight: ..... (307) 777-4376

## Canada:

### Alberta

Registration: ..... (403) 342-7138  
 Fuel Permits: ..... (403) 342-7138  
 Size/Weight: ..... (403) 342-7138

### British Columbia

Registration: ..... (604) 453-4250  
 Fuel Permits: ..... (604) 538-1121  
 Size/Weight: ..... (604) 538-1121

### Saskatchewan

Registration: ..... (306) 775-6969  
 Fuel Permits: ..... (306) 775-6969  
 Size/Weight: ..... (306) 775-6969

# Index



## A

Accidents/accident reporting ..... 13, 57, 59  
Acetylene (*See also* Hazardous materials) ..... 51  
Aerodynamic shells ..... 36  
Agricultural products ..... 14, 45  
Air brakes ..... 23  
Airporter ..... 69  
Alberta (Canada) ..... 82  
Alcohol testing/tests ..... 55, 56, 57, 58, 59  
Alcohol/alcohol misuse .. 25, 55, 56, 58, 59, 62  
Amphetamines ..... 57  
Apple bins ..... 35  
Application/licensing ..... 19  
Apportioned registration ..... 17, 18  
Arizona ..... 44  
Armed forces ..... 27  
Audit ..... 19, 59  
Auto or boat carriers ..... 33  
Auto transportation companies ..... 69, 79  
Axle spacing report ..... 48  
Axles ..... 34, 35, 38, 39, 44, 48, 50

## B

Backup alert ..... 7  
Base-state ..... 63  
Bills of lading ..... 9  
Bingo card ..... 63  
Blood alcohol test ..... 25  
Boat or auto carriers ..... 33  
Breath test ..... 56  
Bridge Preservation Office (WSDOT) ..... 48  
Bridges/bridge restrictions ..... 38, 45  
British Columbia (Canada) ..... 82  
Bumper ..... 31, 36  
Buses (*See also* Charter buses) ..... 22, 33, 61  
62, 73  
Butane (*See also* Hazardous materials) ..... 51

## C

Cab cards ..... 18, 19  
California ..... 18, 82  
Canada/Canadian Provinces .... 16, 17, 18, 61, 82  
Cargo tank ..... 62  
CDL driving privileges, loss of ..... 62  
CDL Endorsements ..... 22  
CDL Restrictions ..... 23

CDL testing ..... 24  
Chains ..... 8, 9, 43  
Charter buses (*See also* Buses) ..... 69, 79  
City/county permits ..... 43  
Civilian Collision Report ..... 13  
Cocaine ..... 57  
Code of Federal Regulations (CFR) ..... 6, 55  
Collection trucks ..... 49  
Colorado ..... 44, 82  
Commercial driver's license ..... 21, 73  
Commercial driver's license standards ..... 21  
Commercial motor vehicles ..... 16, 24, 65, 66  
Commercial Vehicle Enforcement ..... 7  
Commercial Vehicle Enforcement Division ..... 2  
Commercial Vehicle Safety Alliance ..... 1, 61  
Common carrier ..... 67  
Consequences ..... 56, 57  
Controlled substances ..... 25, 57, 58, 59, 62  
Converter gears ..... 18  
Convictions ..... 25  
County/City permits ..... 43, 47, 53  
Credential checks ..... 13  
Credit and refunds ..... 17  
Crossview mirrors ..... 7  
Curfew ..... 41, 42, 46

## D

Decals (*See also* Markings) ..... 16, 61  
Department of Licensing, Washington  
State ..... 1, 2, 5, 6, 15, 16, 19, 25, 81  
Department of Transportation,  
U.S. .... 1, 2, 6, 23, 63, 65  
Department of Transportation, Washington  
State ..... 1, 5, 6, 29, 40, 48, 52, 80  
Detours ..... 35  
Discover Card ..... 29  
Disqualification ..... 24, 25  
Doubles/double trailers .. 13, 22, 31, 32, 36, 37  
Driver services ..... 2, 6  
Driver's license ..... 21, 23, 73  
Driver's medical certificate ..... 26  
Driving under the influence (alcohol, etc.) ..... 25  
Dump truck ..... 31

## E

Elected officials/governor ..... 47  
Emergency conditions ..... 47

Empty trailers .....	34
Enforcement .....	13, 61
Envelope vehicle .....	44
Escort vehicles .....	35, 37, 40, 45, 46, 79
Excessive speed .....	25
Excursion bus .....	69
External refrigeration unit .....	36

## F

Farm .....	14
Farm implements .....	45, 47
Farm permit fees .....	47
Farm permit requirements .....	46
Farmers .....	23, 47
Federal Highway Administration (FHWA) .....	57, 58, 63, 65, 66, 68, 71
Federal Motor Carrier Safety Administration .....	26
Federal Motor Carrier Safety Regulations .....	21
Federal Privacy Act .....	27
Federal regulations .....	5, 55
Federal safety rules ( <i>See also</i> Safety) .....	5
Fees .....	24, 34, 40, 45, 48
Felony .....	25
Ferry travel .....	50
Ferry travel request/permit, WSF .....	51
Firefighters .....	23
Fixed load .....	39
Following too closely .....	25
Freight brokers .....	71
Fuel tax .....	15, 16, 17, 82

## G

Gasoline ( <i>See also</i> Hazardous materials) .....	51
General commodities carriers .....	70
Governor/elected officials .....	47
Gross misdemeanor .....	62
Gross vehicle weight (GVW) .....	21, 22, 32, 34

## H

Hay .....	35
Hazardous materials/substances .....	13, 14, 22, 51, 59, 60, 62, 70, 73, 79
Height .....	30, 35, 40, 44, 45, 48, 50, 51
Heroin .....	57
Highway mail carriers (HMC) .....	62
Holidays/legal holidays .....	36, 43
Household goods movers .....	70
HOV lanes .....	8
Hub centers .....	48

## I

Idaho .....	29, 44, 82
Improper lane changes .....	25
Inspection(s) .....	13, 61
Insurance .....	68, 69, 70, 71
Insurance filing .....	68
Insurance requirements .....	79
International Fuel Tax Agreement (IFTA) ...	15, 16
International Registration Plan .....	17, 18
Interstate .....	7, 9, 41, 63
Interstate carriers .....	63
Interstate Commerce Commission (ICC) .....	63
Interstate For-Hire Carriers .....	65
Interstate motor carriers .....	64
Interstate routes (in Washington) .....	8
Intrastate carriers .....	69, 70
Intrastate for-hire carriers .....	67
Intrastate waivers .....	26

## L

Law enforcement .....	56
Law enforcement personnel .....	23
Left lane restrictions .....	8
Legal height .....	30
Legal holidays .....	29
Legal length .....	31
Legal overhangs .....	31
Legal size and weight .....	13
Legal vehicles .....	33
Legal weight .....	32
Legal width .....	30
Length .....	31, 32, 44, 45, 48
Liability insurance .....	79
Liability limits .....	59
License revocations .....	17
Lift axles .....	35
Limited-access roadways .....	8
Livestock .....	35, 62
Load securement .....	8
Log tolerance permits .....	34
Logging trucks .....	31

## M

Maintenance .....	60
Manufactured homes .....	37, 79
Marijuana .....	57
Markings ( <i>See also</i> Decals) .....	66, 67
MasterCard .....	29
Maximum speed .....	7
MC carriers .....	63
MC certificate .....	67

MC operating authority .....	64	Overweight fee schedule .....	40
Measurement .....	36	Overweight loads .....	38
Mechanical defect .....	62	Overweight vehicles .....	78
Medical certificate .....	23, 26		
Medical examination certification .....	21	<b>P</b>	
Medical Review Officer (MRO) .....	57	Parking .....	60
Medical waiver .....	26	Passenger .....	69
Metric conversion .....	75	Pavement .....	45
Metric tire .....	75	Penalties .....	21, 78
Mexico .....	61	Permanent plated trailers .....	18
Military vehicle drivers .....	23	Permit application .....	29
Mirrors, crossview .....	7	Permit authorization .....	48
Montana .....	44, 82	Permit fees .....	39
Motor Carrier Identification Number .....	65	Permit offices .....	30
Motor Carrier Identification Report .....	65	Permits .....	29, 30, 31, 33, 34, 35, 38, 46, 48, 49, 52, 80
Motor Carrier Services (Washington State Department of Transportation .....	1, 2, 5, 29, 32, 35, 44, 48, 80	Permits, emergency .....	29
Motor carriers .....	63	Phencyclidine (PCP) .....	57
Motor vehicle permit, WSDOT Special .....	50, 51	Physical examination .....	23
Mountain .....	9	Piggyback .....	33
Mountain pass .....	36	Pneumatic tires .....	38, 45
		Ports of Entry .....	13, 29, 30, 48, 49, 52
<b>N</b>		Preferential loading policies .....	50
National Driver Register File Check .....	27, 81	Privacy act, federal .....	27
Negligent driving .....	25	Private non-profit transportation providers .....	70
Nevada .....	82	Privileges, loss of .....	62
New Mexico .....	44	Propane ( <i>See also</i> Hazardous materials) .....	51
Nighttime movement .....	43	Prorate .....	15
Non-divisible load(s) .....	13, 30, 35, 36, 38	Puget Sound .....	50
Non-expiring plate .....	18		
Non-hazardous property .....	79	<b>Q</b>	
North American Standard .....	61	Qualifications (drivers) .....	59, 60
Notice of intent to revoke .....	17		
		<b>R</b>	
<b>O</b>		Ranchers .....	35
Offices issuing permits .....	52, 53	Random testing .....	55, 56, 57, 58
Oklahoma .....	44	Rear overhang .....	40
Operating for hire .....	63	Reasonable suspicion .....	55
Opiates .....	57	Reciprocity agreements .....	18
Ordering permits .....	29	Reckless driving .....	25
Oregon .....	29, 44, 82	Record keeping .....	19
Out-of-service .....	59, 61, 62	Record requirements .....	17
Overdimensional loads .....	35, 37	Record retention requirements .....	58
Overhang(s) .....	31, 33, 36	Records .....	16, 17, 56
Overheight .....	39	Recreational vehicle operators .....	23
Overlegal vehicles .....	47	Refund policy .....	43
Overlength .....	39	Regional permits .....	44
Oversize .....	37, 38, 80, 82	Registered carriers .....	63
Oversize load signs .....	36, 37	Registered exempt carriers .....	64
Overweight .....	38, 39, 48, 80, 82	Regulations .....	5
		Rental commercial motor vehicles .....	66

Repair .....	60
Reporting requirements .....	17
Restriction(s) .....	13, 34, 36
Retests .....	24
Return to duty .....	55, 57
Revised Code of Washington (RCW) .....	5, 6
Road restrictions .....	34

## S

Saddlemounts .....	33
Safety .....	5, 13, 55, 59, 61
Safetynet .....	59
Saskatchewan (Canada) .....	82
Signs .....	46
Single State Registration System (SSRS) ....	63, 68
Single trailer(s) .....	13, 36
Single unit .....	31
Size of tires .....	48
Slow vehicle rule .....	7
Social Security Card .....	23
Solid waste collection .....	70, 71
Special conditions .....	44
Special motor vehicle permits .....	29, 51
Specialized equipment .....	33
Speed limits .....	7
Standards .....	21
State Patrol .....	2, 48
State Routes (in Washington State) .....	8, 9, 41
Substance abuse testing .....	55
Superloads .....	35, 45

## T

Tank trucks/vehicles .....	22, 51
Tax return .....	16
Taxicabs .....	79
Temporary additional tonnage .....	34
Terminal safety audit .....	59
Tests/testing .....	23, 24, 56, 57, 59
Texas .....	44
Tire .....	38, 44, 74
Tire chain .....	8
Tire conversion chart .....	74, 75
Tongue .....	39
Tonnage .....	34
Tow Trucks .....	49
Traction tires .....	43
Traffic violations .....	25
Trailer combination .....	31, 32, 33
Trailers .....	22, 61
Trailers, empty .....	34
Trailing unit .....	39

Travel restriction .....	36
Traveling .....	18
Trip permits .....	19
Truck and trailer combinations .....	32

## U

U.S. Department of Health and Human Services .....	57
U.S. Department of Transportation .....	1, 2, 6, 23, 63, 65
U.S. Postal Service .....	62
U.S. Routes (in Washington State) .....	8, 9
Uniform Commercial Driver's Act .....	55
Uniform Commercial Driver's License Act .....	21
United States .....	61
Urine specimen .....	57, 58
Utah .....	44, 82
Utilities and Transportation Commission (WUTC) .....	6, 63

## V

Variable lift axles .....	35
Vehicle .....	16
Vehicle markings .....	65
Vehicle records .....	16
Vehicle size and weight .....	13
VISA .....	29

## W

Washington .....	82
Washington Administrative Code (WAC) ..	5, 6, 60
Washington State Department of Licensing (DOL) .....	1, 2, 5, 6, 15, 16, 19, 25
Washington State Department of Transportation (WSDOT) .....	1, 5, 6, 29, 40, 43, 48, 51, 52, 80
Washington State Ferries (WSF) .....	50, 51
Washington State Patrol (WSP) .....	1, 5, 6, 7, 9, 13, 48, 70
Washington Utilities and Transportation Commission (WUTC) .....	1, 2, 5, 6, 69, 70, 71
Weight .....	13, 32, 34, 44, 45, 47, 51, 73, 74, 75, 76, 77, 82
Western regional permit system .....	44
Wheelbase .....	49
Width .....	30, 35, 44, 45, 48, 50, 51
Winter road restrictions .....	43
WSDOT Equipment and Axle Spacing Report .....	48
WSF Ferry Travel Request/Permit .....	51
WUTC permit number .....	67
Wyoming .....	82





**INDIVIDUAL'S REQUEST FOR  
NATIONAL DRIVER REGISTER FILE CHECK**  
In accordance with the Federal Privacy Act of 1974 (Public Law 93-579)

The National Driver Register (NDR) contains only a listing of names and related identification, provided by State driver licensing officials, of those drivers whose driver licenses have been cancelled, denied, revoked, or suspended or who have been convicted of certain serious traffic violations. The NDR does not contain a list of any other drivers. If you have **not** had a driver license cancelled, denied, revoked, or suspended or have **not** been convicted of serious traffic violations, you would not be listed in the NDR. Every individual is entitled, however, to request a check of the NDR records to determine whether they appear on the NDR file. The NDR will respond to every valid NDR inquiry.

The record content for those persons who are listed in the NDR files is limited to identification of the state(s) which have taken action to cancel, deny, revoke, or suspend or have records of conviction of serious traffic violations. Any specific information about the driver history, or a request for the entire driver history, may be obtained only from the state(s) where the detailed information is recorded. The state(s) maintaining records are the (only) contacts able to correct records in error, and the NDR will correct its pointer records when so advised by a state indicating that a report previously made to the NDR is in error.

If the NDR has a record on you, the full record will be copied and sent to you including any older records which may have contained a reason for license cancellation, denial, revocation, or suspension. In addition, if such information has been disclosed by the NDR, the recipient of the information will also be identified.

The name and address of the State driver licensing official will be provided for each State listed as having reported information on you to the NDR.

*Please type or print plainly. Inquiries that cannot be read cannot be processed.*

**DRIVER INFORMATION**

FULL LEGAL NAME <i>(First, Middle and Last)</i>					
OTHER NAMES USED <i>(Maiden, Prior Name, Nickname, Professional Name, Other)</i>					
MAILING ADDRESS				HOME TELEPHONE—Optional (      )	
CITY		STATE	ZIP CODE		WORK TELEPHONE—Optional (      )
DRIVER LICENSE NUMBER			ISSUING STATE	SOCIAL SECURITY NUMBER FOR COMMERCIAL DRIVERS—Mandatory for identification purposes per 49 CFR 383.153, RCW 46.25.070 FOR NON-COMMERCIAL DRIVERS—Requested for identification purposes only. Entering SSN is voluntary. WAC 308-104-014	
BIRTH DATE <i>(Month, Day, Year)</i>	SEX	EYE COLOR	HEIGHT		
DRIVER'S SIGNATURE <i>(Please read reverse side before signing)</i>					DATE
<b>X</b>					

**NOTARIZATION. REQUIRED ONLY IF THE NDR FILE CHECK REQUEST IS NOT MADE IN PERSON.**

<p align="right">State of Washington County of _____</p> <p>Signed or attested before me on _____ by _____.</p> <p align="center">(SEAL OR STAMP)</p> <p align="right">My appointment expires _____</p>	
---	--

**OFFICIAL USE ONLY**

DATE RECEIVED	DATE SENT	TYPE OF IDENTIFICATION			
		<input type="checkbox"/> Valid photo driver license <input type="checkbox"/> State issued photo ID <input type="checkbox"/> Birth Certificate <input type="checkbox"/> Valid Passport <input type="checkbox"/> Valid Military ID <input type="checkbox"/> Military discharge papers <input type="checkbox"/> Other _____			
PRINT NAME OF EMPLOYEE VERIFYING APPLICANT IDENTIFICATION		SIGNATURE OF EMPLOYEE VERIFYING APPLICANT IDENTIFICATION		DATE	
		<b>X</b>			

## **Requests for National Driver Register (NDR) Record Checks**

### **How to Request an NDR Record Check**

Any person may ask to know whether there is an NDR record on him/her and may obtain a copy of the record if one exists. That is the purpose for this form.

Complete the front side, have your signature (or your mark as witnessed) notarized, and mail the completed form to the National Driver Register at the address below.

The NDR response will be mailed to the mailing address shown, but incomplete or illegible inquiries will not be processed. All inquiries will be acknowledged if a return address is readable. Forms which are not notarized will also not be processed.

### **What to Expect from the NDR Record Check**

The NDR will respond to every valid inquiry including requests which produce no record(s) on the NDR file. When records are located, details of the probable match results will be returned to the individual Privacy Act inquirer and will contain all information listed in the NDR records, if any, on the individual. The reply will also indicate any disclosures (reports to others) previously made by the NDR information and will specify who, if anyone, has received reports on the inquirer.

### **Location of NDR Records**

Records can be made available, within a reasonable time after request, for personal inspection and copying during regular working hours at 7:45 am to 4:15 pm, each day except Saturdays, Sundays, and Federal legal holidays. The address for requesting record information in writing directly from the NDR or for making requests in person is:

National Driver Register  
Nassif Building  
400 7th Street, S.W.  
Washington, DC 20590

## Oversize/Overweight Vehicle Permit Application

\*\*\* Same Day Service Not Guaranteed if Received After 4:30 PM \*\*\*

**NOTE: Permits MUST be legible, signed in colored ink (not black), and carried in permitted vehicle.**

Company Name		Street Address			City		State	Zip Code	
Contact Name		Phone (With Area Code)		Fax (With Area Code)		Permit Start Date		Permit End Date	
License Number		VIN Number		Make	Year	Base State	Unit #		

<b>DESCRIPTION OF NON-REDUCIBLE LOAD OR VEHICLE</b>	<b>Return Trip?</b> <input type="checkbox"/> Yes <input type="checkbox"/> No
---	--

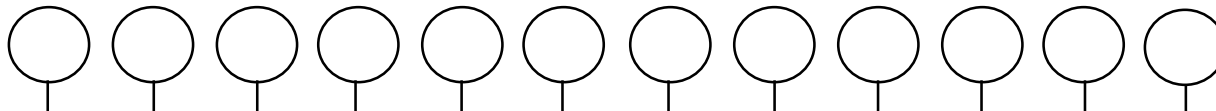
Axle Spacing Report #	Tractor (# of Axles)	Semi-Trailer (# of Axles)	Gross Weight
			Legal Weight Capacity
Transponder #	Truck (# of Axles)	Trailer (# of Axles)	Registered/Licensed Weight

Origin: \_\_\_\_\_  
 Destination: \_\_\_\_\_  
 # of Miles: \_\_\_\_\_

**Routes of Travel** (For overweight loads, include mileposts and county miles)

	Highways	Beginning MP	Ending MP
HWY _____	_____	MP _____	TO _____
HWY _____	_____	MP _____	TO _____
HWY _____	_____	MP _____	TO _____
HWY _____	_____	MP _____	TO _____
HWY _____	_____	MP _____	TO _____
HWY _____	_____	MP _____	TO _____
HWY _____	_____	MP _____	TO _____
HWY _____	_____	MP _____	TO _____
HWY _____	_____	MP _____	TO _____
HWY _____	_____	MP _____	TO _____
HWY _____	_____	MP _____	TO _____
HWY _____	_____	MP _____	TO _____
HWY _____	_____	MP _____	TO _____
HWY _____	_____	MP _____	TO _____

**Overweight Only:** Give axle spacing measured from center of axle to center of axle in feet and inches and number of tires per axle.



Tire Size on Steer Axle	Lift Axle? <input type="checkbox"/> Yes <input type="checkbox"/> No	Which Axle?	Tire Size?	<input type="checkbox"/> Single <input type="checkbox"/> Dual	Self Steering? <input type="checkbox"/> Yes <input type="checkbox"/> No
-------------------------	--	-------------	------------	--	--

Width	Height	Total Overall Length
Trailer Length	Front Overhang	Rear Overhang

Signature	Date
Bankcard #	Expiration Date

**FOR OFFICE USE ONLY**

Date Issued	Permit No.	Amount
-------------	------------	--------

Phone 360-704-6340 • Fax 360-704-6350

County Road Miles \_\_\_\_\_

